


























IDENTIFICATION SOLUTIONS

PRODUCT CATALOGUE



COLOUR CODING SYSTEM		
Colour Legend	Name	Colour
0	Black (BK)	
1	Brown (BN)	
2	Red (RD)	
3	Orange (OG)	
4	Yellow (YE)	
5	Green (GN)	
6	Blue (BU)	
7	Violet (VT)	
8	Grey (GY)	
9	White (WE)	
2L	Pink (PK)	
8A	Silver (SR)	
X	Clear (CL)	

Imperial Measurement (Inches)	Imperial Measurement (Inches)	Metric Measurement (mm)
3/32	0.093	2.4
1/8	0.125	3.2
3/16	0.187	4.8
1/4	0.250	6.4
3/8	0.375	9.5
1/2	0.500	12.7
3/4	0.750	19.1
1	1.000	25.4
1 1/2	1.500	38.1
2	2.000	50.8
2 1/4	2.250	57.2

ICON	MEANING
	AEROSPACE & DEFENSE
	AUTOMOTIVE
	ELECTRICAL
	ELECTRONICS
	INDUSTRIAL
	MARINE
	OIL & GAS
	RAIL
	TELECOM

Identification Solutions

Product Families



PRINTABLE TUBING

World leaders and innovators of a managed marker system, TMS System Six™ products lead the way in ensuring operators can easily print, identify, pick, and then place printed markers onto wires or cables with ease. The adhesive strip that covers the markers helps to keep the markers flat and offers optimum material coverage for printing whilst ensuring a smooth transition under the print head; this avoids unnecessary print head movement. The range of materials cover high performance and commercial applications such as military, low-fire hazard, fluid resistant, high temperature, and electrical or electronic use. Laser beam technology can also be used to mark these products.

PAGE

8

PRINTABLE TAGS

Innovators and global leaders in tie-on cable marker tags used to identify large cables, wire bundles, or pipes. Due to customer demand two formats are available; (1) a continuous reel of material and (2) organised onto a paper carrier. The flat continuous sheet has precision cut shapes and ensures operators can easily lift the markers as required. The organised variety are supplied on backing paper which can be written on with a pen if required and are easily removed once printed. The material choices ensure all industry needs are matched. Laser beam technology can also be used to mark these products.

PAGE

28

STANDARD LABELS

Adhesive labels are a cost-effective way to identify wires, wire bundles, and equipment. The range of standard formats and materials have been developed over 40 years and proudly manufactured to cover all known industrial needs. In order to meet customer demand high volume computer printable products and low volume hand written labels are available; for example self-laminating printable vinyl labels for volume users and as pocket books for low volume installer use. The materials offered are used regularly in technical applications in aerospace and defence as well as standard applications such as electricians and panel builders. Our experience tells us our materials match market needs.

PAGE

40

PRE-PRINTED MARKERS

Quick and simple to use. The pre-printed marker range are established leaders in the wire marking field. Over 60 years' experience in manufacturing pre-printed markers ensure that the Clip-on, Snap-On and Push-on wire markers are a perfect product for low volume installers. They are used to identify wire bundles, cables, pipes and conduits. These markers come pre-printed and ready to use with individual letters, numbers and symbols.

PAGE

100

PRINTERS, SOFTWARE & ACCESSORIES

TE Connectivity (TE) work on a system approach. Our engineers are continually working to ensure our products work seamlessly together. Technical support is global and class-leading. The range of printers on offer cover high volume and low volume use and the supplied accessories match perfectly. The combination of materials and ribbons are designed to meet the most stringent of print performance needs and TE lead the field in developing print contrast and permanence test procedures.

PAGE

118



AEROSPACE & DEFENSE

PRODUCT FAMILY

PAGE

- PRINTABLE TUBING 9, 13, 15, 17, 19, 21.
- PRINTABLE TAGS 29, 31, 33, 35, 37.
- STANDARD LABELS 41, 43, 45, 51, 53, 55, 57, 59, 61, 65, 91.



RAIL

PRODUCT FAMILY

PAGE

- PRINTABLE TUBING 9, 13, 17, 19, 21, 25.
- PRINTABLE TAGS 33, 35, 37.



MARINE

PRODUCT FAMILY

PAGE

- PRINTABLE TUBING 9, 13, 15, 17, 19, 21.
- PRINTABLE TAGS 29, 31, 33, 35, 37.
- STANDARD LABELS 91.



INDUSTRIAL

PRODUCT FAMILY	PAGE
• PRINTABLE TUBING	17, 19, 25.
• PRINTABLE TAGS	33, 35, 37.
• STANDARD LABELS	41, 43, 47, 49, 51, 53, 55, 57, 59, 61, 63, 65, 67, 69, 71, 73, 75, 77, 81, 87, 89, 93, 95.
• PRE-PRINTED MARKERS	101, 107, 109.



ELECTRICAL

PRODUCT FAMILY	PAGE
• PRINTABLE TUBING	9, 13.
• PRINTABLE TAGS	29.
• STANDARD LABELS	41, 43, 45, 47, 49, 51, 53, 55, 59, 61, 63, 65, 67, 69, 71, 73, 75, 77, 93, 95.
• PRE-PRINTED MARKERS	101, 107, 109.



AUTOMOTIVE

PRODUCT FAMILY	PAGE
• PRINTABLE TUBING	21, 25.
• PRINTABLE TAGS	31.
• STANDARD LABELS	41, 43.

CN4





PRINTABLE TUBING

	PAGE
• TMS-SCE Military Grade Heat Shrink Sleeves	9
• TMS-SCE-2X Military Grade Heat Shrink Sleeves	13
• ZHD-SCE Low Fire Hazard And Fluid Resistant Heat Shrink Sleeves	15
• HX-SCE Low Fire Hazard Heat Shrink Sleeves	17
• D-SCE Fluid Resistant Heat Shrink Sleeves	19
• HT-SCE High Temperature Heat Shrink Sleeves	21
• UV-SCE UV Resistant Heat Shrink Sleeves	23
• RPS Commercial Grade Heat Shrink Sleeves	25

Identification Solutions

Wire and Cable Identification

TMS-SCE

Military Grade Heat Shrink Sleeves

TMS-SCE™ marker sleeves are designed to meet wire and cable identification needs with high performance requirements. Made from durable, flame retardant, radiation cross linked heat-shrinkable polyolefin, TMS-SCE™ marker sleeves can be used in a wide variety of applications including Aerospace, Military, Motor sports and Oil & Gas. TMS-SCE™ marker sleeves meets the performance requirements of SAE-AMS-DTL-23053/5 class 1. The marks are permanent immediately after printing and remain legible even when exposed to abrasion, aggressive cleaning solvents, and military fuels and oils. TMS-SCE™ meets the mark permanence requirements of SAE AS5942 and MIL-STD-202 Method 215.

TMS-SCE™ marker sleeves is supplied with a 3:1 shrink ratio. The lightweight 3:1 products provide extremely fast shrinking and cover a wider range of wire diameters, thus simplifying inventory.

Supplied in a “ladder format”, sleeves are held horizontally between two hole-punched polyester strips and offers ease of printing and kitting.

FEATURES AND BENEFITS

- Thermal transfer printable
- Permanent identification sleeves
- Lightweight for aerospace applications
- Military specification material and print performance
- 3:1 shrink ratio
- CSA Certified
- UL Recognised

INDUSTRY



Temperature Rating

Operating Temperature range -55°C to 135°C
(-67°F to 275°F)

Specifications and Approvals

SAE-AMS-DTL-23053/5
SAE AS5942
EN45545-2 R24 HL2
NFPA130
MIL-STD-202 Method 215
UL STD 224 - E35586
CSA certified (File 31929)

Recommended Hardware and Software

Printer: T200-IDENT / TE3112 / TE3124 / T6112DS
Ribbon: TMS-RJS-RIBBON-4RPSCE
Software: WinTotal v6

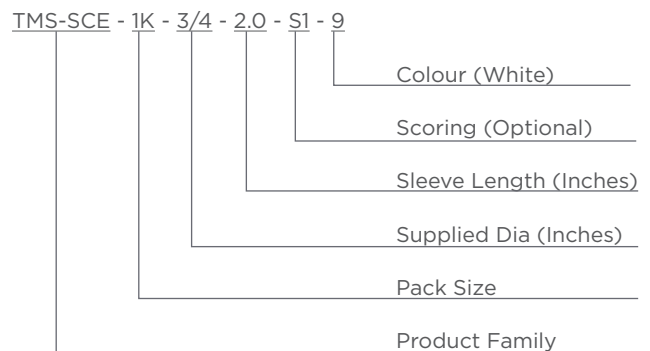
For More information

Technical Datasheet: TTDS-023
Product Specification Sheet: RW-2511

AVAILABLE OPTIONS

Standard Colours	Yellow	White
Ordering Code	4	9
Non-Standard*	Black, Blue, Green, Grey, Orange, Pink, Red, Violet	
Scoring Options	Scoring is a perforation to produce multiple markers per sleeve	
Standard	No Score	One Score
Ordering Code	None	S1
(*Minimum quantity and lead time applies to non-standard colours)		

ORDERING DESCRIPTION SYSTEM



ORDERING INFORMATION

Ordering Description	Part Number	Pack Size	Colour	Supplied dia		Recovered dia		Recommended Use Range (Min - Max)	
		pc		mm	Inches	mm	Inches	mm	Inches
TMS-SCE-3/32-2.0-4	4407170001	250	Yellow	2.4	0.093	0.7	0.031	0.8-1.9	0.032-0.075
TMS-SCE-1K-3/32-2.0-4	1289310001	1000	Yellow	2.4	0.093	0.7	0.031	0.8-1.9	0.032-0.075
TMS-SCE-3/32-2.0-S1-4	3249670001	250	Yellow	2.4	0.093	0.7	0.031	0.8-1.9	0.032-0.075
TMS-SCE-1K-3/32-2.0-S1-4	E85726-000	1000	Yellow	2.4	0.093	0.7	0.031	0.8-1.9	0.032-0.075
TMS-SCE-1/8-2.0-4	6418370001	250	Yellow	3.2	0.125	1.0	0.042	1.1-2.6	0.044-0.105
TMS-SCE-1K-1/8-2.0-4	0043430001	1000	Yellow	3.2	0.125	1.0	0.042	1.1-2.6	0.044-0.105
TMS-SCE-1/8-2.0-S1-4	9246090001	250	Yellow	3.2	0.125	1.0	0.042	1.1-2.6	0.044-0.105
TMS-SCE-1K-1/8-2.0-S1-4	2165230001	1000	Yellow	3.2	0.125	1.0	0.042	1.1-2.6	0.044-0.105
TMS-SCE-3/16-2.0-4	5332610001	250	Yellow	4.8	0.187	1.5	0.062	1.7-4.0	0.069-0.160
TMS-SCE-1K-3/16-2.0-4	7957790001	1000	Yellow	4.8	0.187	1.5	0.062	1.7-4.0	0.069-0.160
TMS-SCE-3/16-2.0-S1-4	5883010001	250	Yellow	4.8	0.187	1.5	0.062	1.7-4.0	0.069-0.160
TMS-SCE-1K-3/16-2.0-S1-4	2489010001	1000	Yellow	4.8	0.187	1.5	0.062	1.7-4.0	0.069-0.160
TMS-SCE-1/4-2.0-4	3906690001	250	Yellow	6.4	0.250	2.1	0.083	2.3-5.4	0.091-0.215
TMS-SCE-1K-1/4-2.0-4	7525070001	1000	Yellow	6.4	0.250	2.1	0.083	2.3-5.4	0.091-0.215
TMS-SCE-1/4-2.0-S1-4	4785230001	250	Yellow	6.4	0.250	2.1	0.083	2.3-5.4	0.091-0.215
TMS-SCE-1K-1/4-2.0-S1-4	5460650001	1000	Yellow	6.4	0.250	2.1	0.083	2.3-5.4	0.091-0.215
TMS-SCE-3/8-2.0-4	5294130001	250	Yellow	9.5	0.375	3.1	0.125	3.4-8.1	0.137-0.320
TMS-SCE-1K-3/8-2.0-4	2410510001	1000	Yellow	9.5	0.375	3.1	0.125	3.4-8.1	0.137-0.320
TMS-SCE-3/8-2.0-S1-4	0313730001	250	Yellow	9.5	0.375	3.1	0.125	3.4-8.1	0.137-0.320
TMS-SCE-1K-3/8-2.0-S1-4	6694470001	1000	Yellow	9.5	0.375	3.1	0.125	3.4-8.1	0.137-0.320
TMS-SCE-1/2-2.0-4	6325250001	250	Yellow	12.7	0.500	4.2	0.166	4.6-10.7	0.183-0.425
TMS-SCE-1K-1/2-2.0-4	8988010001	1000	Yellow	12.7	0.500	4.2	0.166	4.6-10.7	0.183-0.425
TMS-SCE-1/2-2.0-S1-4	4809650001	250	Yellow	12.7	0.500	4.2	0.166	4.6-10.7	0.183-0.425
TMS-SCE-1K-1/2-2.0-S1-4	5768930001	1000	Yellow	12.7	0.500	4.2	0.166	4.6-10.7	0.183-0.425
TMS-SCE-3/4-2.0-4	6315830001	250	Yellow	19.0	0.750	6.3	0.250	6.9-16.2	0.275-0.640
TMS-SCE-1K-3/4-2.0-4	9463210001	1000	Yellow	19.0	0.750	6.3	0.250	6.9-16.2	0.275-0.640
TMS-SCE-3/4-2.0-S1-4	6176350001	250	Yellow	19.0	0.750	6.3	0.250	6.9-16.2	0.275-0.640
TMS-SCE-1K-3/4-2.0-S1-4	A60108-000	1000	Yellow	19.0	0.750	6.3	0.250	6.9-16.2	0.275-0.640
TMS-SCE-1-2.0-4	7992730001	250	Yellow	25.4	1.000	8.4	0.333	9.2-21.5	0.366-0.850
TMS-SCE-1K-1-2.0-4	2290750001	1000	Yellow	25.4	1.000	8.4	0.333	9.2-21.5	0.366-0.850
TMS-SCE-1-2.0-S1-4	1130910001	250	Yellow	25.4	1.000	8.4	0.333	9.2-21.5	0.366-0.850
TMS-SCE-1K-1-2.0-S1-4	5688990001	1000	Yellow	25.4	1.000	8.4	0.333	9.2-21.5	0.366-0.850
TMS-SCE-1-1/2-2.0-4	6706090001	250	Yellow	38.1	1.500	19.0	0.750	20.9-33.0	0.825-1.300
TMS-SCE-1K-1-1/2-2.0-4	3880430001	1000	Yellow	38.1	1.500	19.0	0.750	20.9-33.0	0.825-1.300
TMS-SCE-1-1/2-2.0-S1-4	0907130001	250	Yellow	38.1	1.500	19.0	0.750	20.9-33.0	0.825-1.300
TMS-SCE-1K-1-1/2-2.0-S1-4	C857260001	1000	Yellow	38.1	1.500	19.0	0.750	20.9-33.0	0.825-1.300
TMS-SCE-2-2.0-4	3279370001	250	Yellow	50.8	2.000	25.4	1.000	27.9-44.9	1.100-1.750
TMS-SCE-1K-2-2.0-4	6194590001	1000	Yellow	50.8	2.000	25.4	1.000	27.9-44.9	1.100-1.750
TMS-SCE-2-2.0-S1-4	EJ2639-000	250	Yellow	50.8	2.000	25.4	1.000	27.9-44.9	1.100-1.750

ORDERING INFORMATION

Ordering Description	Part Number	Pack Size	Colour	Supplied dia (mm)		Recovered dia (mm)		Recommended Use Range (Min - Max)	
		pc		mm	Inches	mm	Inches	mm	Inches
TMS-SCE-1K-2-2.0-S1-4	EH8583-000	1000	Yellow	50.8	2.000	25.4	1.000	27.9-44.9	1.100-1.750
TMS-SCE-2-1/4-2.0-4	186782-000	250	Yellow	57.1	2.250	19.0	0.750	22.3-50.8	0.880-2.000
TMS-SCE-1K-2-1/4-2.0-4	E09585-000	1000	Yellow	57.1	2.250	19.0	0.750	22.3-50.8	0.880-2.000
TMS-SCE-2-1/4-2.0-S1-4	CC9058-000	250	Yellow	57.1	2.250	19.0	0.750	22.3-50.8	0.880-2.000
TMS-SCE-1K-2-1/4-2.0-S1-4	EF8491-000	1000	Yellow	57.1	2.250	19.0	0.750	22.3-50.8	0.880-2.000
TMS-SCE-3/32-2.0-9	6632750001	250	White	2.4	0.093	0.7	0.031	0.8-1.9	0.032-0.075
TMS-SCE-1K-3/32-2.0-9	0969750001	1000	White	2.4	0.093	0.7	0.031	0.8-1.9	0.032-0.075
TMS-SCE-3/32-2.0-S1-9	1506550001	250	White	2.4	0.093	0.7	0.031	0.8-1.9	0.032-0.075
TMS-SCE-1K-3/32-2.0-S1-9	5248310001	1000	White	2.4	0.093	0.7	0.031	0.8-1.9	0.032-0.075
TMS-SCE-1/8-2.0-9	8350110001	250	White	3.2	0.125	1.0	0.042	1.1-2.6	0.044-0.105
TMS-SCE-1K-1/8-2.0-9	4554650001	1000	White	3.2	0.125	1.0	0.042	1.1-2.6	0.044-0.105
TMS-SCE-1/8-2.0-S1-9	9246090001	250	White	3.2	0.125	1.0	0.042	1.1-2.6	0.044-0.105
TMS-SCE-1K-1/8-2.0-S1-9	9435730001	1000	White	3.2	0.125	1.0	0.042	1.1-2.6	0.044-0.105
TMS-SCE-3/16-2.0-9	5273550001	250	White	4.8	0.187	1.5	0.062	1.7-4.0	0.069-0.160
TMS-SCE-1K-3/16-2.0-9	1099510001	1000	White	4.8	0.187	1.5	0.062	1.7-4.0	0.069-0.160
TMS-SCE-3/16-2.0-S1-9	3573650001	250	White	4.8	0.187	1.5	0.062	1.7-4.0	0.069-0.160
TMS-SCE-1K-3/16-2.0-S1-9	3549610001	1000	White	4.8	0.187	1.5	0.062	1.7-4.0	0.069-0.160
TMS-SCE-1/4-2.0-9	1-1878866-4	250	White	6.4	0.250	2.1	0.083	2.3-5.4	0.091-0.215
TMS-SCE-1K-1/4-2.0-9	7474490001	1000	White	6.4	0.250	2.1	0.083	2.3-5.4	0.091-0.215
TMS-SCE-1/4-2.0-S1-9	3593590001	250	White	6.4	0.250	2.1	0.083	2.3-5.4	0.091-0.215
TMS-SCE-1K-1/4-2.0-S1-9	4377070001	1000	White	6.4	0.250	2.1	0.083	2.3-5.4	0.091-0.215
TMS-SCE-3/8-2.0-9	9422810001	250	White	9.5	0.375	3.1	0.125	3.4-8.1	0.137-0.320
TMS-SCE-1K-3/8-2.0-9	0120930001	1000	White	9.5	0.375	3.1	0.125	3.4-8.1	0.137-0.320
TMS-SCE-3/8-2.0-S1-9	0937690001	250	White	9.5	0.375	3.1	0.125	3.4-8.1	0.137-0.320
TMS-SCE-1K-3/8-2.0-S1-9	846169-000	1000	White	9.5	0.375	3.1	0.125	3.4-8.1	0.137-0.320
TMS-SCE-1/2-2.0-9	5061850001	250	White	12.7	0.500	4.2	0.166	4.6-10.7	0.183-0.425
TMS-SCE-1K-1/2-2.0-9	7385170001	1000	White	12.7	0.500	4.2	0.166	4.6-10.7	0.183-0.425
TMS-SCE-1/2-2.0-S1-9	0138090001	250	White	12.7	0.500	4.2	0.166	4.6-10.7	0.183-0.425
TMS-SCE-1K-1/2-2.0-S1-9	3212430001	1000	White	12.7	0.500	4.2	0.166	4.6-10.7	0.183-0.425
TMS-SCE-3/4-2.0-9	0567590001	250	White	19.0	0.750	6.3	0.250	6.9-16.2	0.275-0.640
TMS-SCE-1K-3/4-2.0-9	4575670001	1000	White	19.0	0.750	6.3	0.250	6.9-16.2	0.275-0.640
TMS-SCE-3/4-2.0-S1-9	6656610001	250	White	19.0	0.750	6.3	0.250	6.9-16.2	0.275-0.640
TMS-SCE-1K-3/4-2.0-S1-9	9203730001	1000	White	19.0	0.750	6.3	0.250	6.9-16.2	0.275-0.640
TMS-SCE-1-2.0-9	4397130001	250	White	25.4	1.000	8.4	0.333	9.2-21.5	0.366-0.850
TMS-SCE-1K-1-2.0-9	0253350001	1000	White	25.4	1.000	8.4	0.333	9.2-21.5	0.366-0.850
TMS-SCE-1-2.0-S1-9	5134530001	250	White	25.4	1.000	8.4	0.333	9.2-21.5	0.366-0.850
TMS-SCE-1K-1-2.0-S1-9	1340650001	1000	White	25.4	1.000	8.4	0.333	9.2-21.5	0.366-0.850
TMS-SCE-1-1/2-2.0-9	5414710001	250	White	38.1	1.500	19.0	0.750	20.9-33.0	0.825-1.300
TMS-SCE-1K-1-1/2-2.0-9	1505370001	1000	White	38.1	1.500	19.0	0.750	20.9-33.0	0.825-1.300

Identification Solutions

Printable Tubing

ORDERING INFORMATION

Ordering Description	Part Number	Pack Size	Colour	Supplied dia (mm)		Recovered dia (mm)		Recommended Use Range (Min - Max)	
		pc		mm	Inches	mm	Inches	mm	Inches
TMS-SCE-1-1/2-2.0-S1-9	2983910001	250	White	38.1	1.500	19.0	0.750	20.9-33.0	0.825-1.300
TMS-SCE-1K-1-1/2-2.0-S1-9	9238830001	1000	White	38.1	1.500	19.0	0.750	20.9-33.0	0.825-1.300
TMS-SCE-2-2.0-9	577739-000	250	White	50.8	2.000	25.4	1.000	27.9-44.9	1.100-1.750
TMS-SCE-1K-2-2.0-9	7677230001	1000	White	50.8	2.000	25.4	1.000	27.9-44.9	1.100-1.750
TMS-SCE-2-2.0-S1-9	344283-000	250	White	50.8	2.000	25.4	1.000	27.9-44.9	1.100-1.750
TMS-SCE-1K-2-2.0-S1-9	EH8582-000	1000	White	50.8	2.000	25.4	1.000	27.9-44.9	1.100-1.750
TMS-SCE-2-1/4-2.0-9	191509-000	250	White	57.1	2.250	19.0	0.750	22.3-50.8	0.880-2.000
TMS-SCE-1K-2-1/4-2.0-9	D44774-000	1000	White	57.1	2.250	19.0	0.750	22.3-50.8	0.880-2.000
TMS-SCE-2-1/4-2.0-S1-9	105297-000	250	White	57.1	2.250	19.0	0.750	22.3-50.8	0.880-2.000
TMS-SCE-1K-2-1/4-2.0-S1-9	EH8584-000	1000	White	57.1	2.250	19.0	0.750	22.3-50.8	0.880-2.000

TMS-SCE-2X

Military Grade Heat Shrink Sleeves

TMS-SCE2X™ marker sleeves are designed to meet wire and cable identification needs with high performance requirements. Made from durable, flame retardant, radiation cross linked heat-shrinkable polyolefin, TMS-SCE2X™ marker sleeves can be used in a wide variety of applications including Aerospace, Military, Motorsports and Oil & Gas. TMS-SCE2X™ marker sleeves meets all of the requirements of SAE-AMS-DTL-23053/5 classes 1 and 3. The marks are permanent immediately after printing and remain legible even when exposed to abrasion, aggressive cleaning solvents, and military fuels and oils. The sleeves TMS-SCE2X™ marker sleeves meets the mark permanence requirements of SAE AS5942 and MIL-STD-202 Method 215, both before and after shrinking.

The 2:1 products provide a thick, rugged sleeve wall and are particularly easy to handle.

Supplied in a “ladder format”, sleeves are held horizontally between two hole-punched polyester strips and offers ease of printing and kitting.

FEATURES AND BENEFITS

- Thermal transfer printable
- Permanent identification sleeves
- Lightweight for aerospace applications
- Military specification material and print performance
- 2:1 shrink ratio
- CSA Certified
- UL Recognised

INDUSTRY



AVAILABLE OPTIONS

Standard Colours	Yellow	White
Ordering Code	4	9
Non-Standard*	Black, Blue, Green, Grey, Orange, Pink, Red, Violet	
Scoring Options	Scoring is a perforation to produce multiple markers per sleeve	
Standard	No Score	One Score
Ordering Code	None	S1

(*Minimum quantity and lead time applies to non-standard colours)



Temperature Rating

Operating Temperature range -55°C to 135°C
(-67°F to 275°F)

Specifications and Approvals

SAE-AMS-DTL-23053/5
SAE AS5942
EN45545-2 R24 HL2
NFPA130
MIL-STD-202 Method 215
UL STD 224 - E35586
CSA Certified (File 31929)

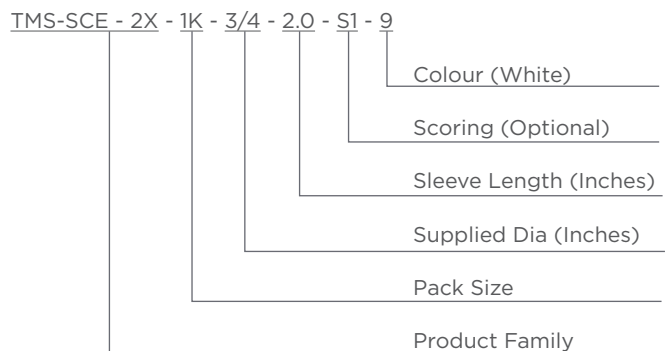
Recommended Hardware and Software

Printer: T200-IDENT / TE3112 / TE3124 / T6112DS
Ribbon: TMS-RJS-RIBBON-4RPSCE
Software: WinTotal v6

For More information

Technical Datasheet: TTDS-023
Product Specification Sheet: RW-2511

ORDERING DESCRIPTION SYSTEM



ORDERING INFORMATION

Ordering Description	Part Number	Pack Size	Colour	Supplied dia		Recovered dia		Recommended Use Range (Min - Max)	
		pc		mm	Inches	mm	Inches	mm	Inches
TMS-SCE-2X-1K-3/32-4	E71365-000	1000	Yellow	2.4	0.093	1.1	0.046	1.2-1.9	0.050-0.075
TMS-SCE-2X-1K-3/32-S1-4	EH8720-000	1000	Yellow	2.4	0.093	1.1	0.046	1.2-1.9	0.050-0.075
TMS-SCE-2X-1K-1/8-4	A22489-000	1000	Yellow	3.2	0.125	1.5	0.062	1.1-2.6	0.044-0.105
TMS-SCE-2X-1K-1/8-S1-4	CC6890-000	1000	Yellow	3.2	0.125	1.5	0.062	1.1-2.6	0.044-0.105
TMS-SCE-2X-1K-3/16-4	A60000-000	1000	Yellow	4.8	0.187	2.3	0.093	1.7-4.0	0.069-0.160
TMS-SCE-2X-1K-3/16-S1-4	EH8785-000	1000	Yellow	4.8	0.187	2.3	0.093	1.7-4.0	0.069-0.160
TMS-SCE-2X-1K-1/4-4	F35028-000	1000	Yellow	6.4	0.250	3.1	0.125	2.3-5.4	0.091-0.215
TMS-SCE-2X-1K-1/4-S1-4	EF3678-000	1000	Yellow	6.4	0.250	3.1	0.125	2.3-5.4	0.091-0.215
TMS-SCE-2X-1K-3/8-4	CC8522-000	1000	Yellow	9.5	0.375	4.7	0.187	3.4-8.1	0.137-0.320
TMS-SCE-2X-1K-3/8-S1-4	C74756-000	1000	Yellow	9.5	0.375	4.7	0.187	3.4-8.1	0.137-0.320
TMS-SCE-2X-1K-1/2-4	837277-000	1000	Yellow	12.7	0.500	6.3	0.250	4.6-10.7	0.183-0.425
TMS-SCE-2X-1K-1/2-S1-4	EH8786-000	1000	Yellow	12.7	0.500	6.3	0.250	4.6-10.7	0.183-0.425
TMS-SCE-2X-1K-3/4-4	CP0163-000	1000	Yellow	19.0	0.750	9.5	0.375	6.9-16.2	0.275-0.640
TMS-SCE-2X-1K-3/4-S1-4	CY6461-000	1000	Yellow	19.0	0.750	9.5	0.375	6.9-16.2	0.275-0.640
TMS-SCE-2X-1K-1-4	EH8787-000	1000	Yellow	24.4	1.000	12.7	0.500	13.3-23.0	0.524-0.906
TMS-SCE-2X-1K-1-S1-4	EH8788-000	1000	Yellow	25.4	1.000	12.7	0.500	13.3-23.0	0.524-0.906
TMS-SCE-2X-1K-3/32-9	F15113-000	1000	White	2.4	0.093	1.1	0.046	1.2-1.9	0.050-0.075
TMS-SCE-2X-1K-3/32-S1-9	EF8489-000	1000	White	2.4	0.093	1.1	0.046	1.2-1.9	0.050-0.075
TMS-SCE-2X-1K-1/8-9	251895-000	1000	White	3.2	0.125	1.5	0.062	1.1-2.6	0.044-0.105
TMS-SCE-2X-1K-1/8-S1-9	EH8713-000	1000	White	3.2	0.125	1.5	0.062	1.1-2.6	0.044-0.105
TMS-SCE-2X-1K-3/16-9	330433-000	1000	White	4.8	0.187	2.3	0.093	1.7-4.0	0.069-0.160
TMS-SCE-2X-1K-3/16-S1-9	CC0072-000	1000	White	4.8	0.187	2.3	0.093	1.7-4.0	0.069-0.160
TMS-SCE-2X-1K-1/4-9	617917-000	1000	White	6.4	0.250	3.1	0.125	2.3-5.4	0.091-0.215
TMS-SCE-2X-1K-1/4-S1-9	F57432-000	1000	White	6.4	0.250	3.1	0.125	2.3-5.4	0.091-0.215
TMS-SCE-2X-1K-3/8-9	A58166-000	1000	White	9.5	0.375	4.7	0.187	3.4-8.1	0.137-0.320
TMS-SCE-2X-1K-3/8-S1-9	E09873-000	1000	White	9.5	0.375	4.7	0.187	3.4-8.1	0.137-0.320
TMS-SCE-2X-1K-1/2-9	F05938-000	1000	White	12.7	0.500	6.3	0.250	4.6-10.7	0.183-0.425
TMS-SCE-2X-1K-1/2-S1-9	EH8714-000	1000	White	12.7	0.500	6.3	0.250	4.6-10.7	0.183-0.425
TMS-SCE-2X-1K-3/4-9	F04160-000	1000	White	19.0	0.750	9.5	0.375	6.9-16.2	0.275-0.640
TMS-SCE-2X-1K-3/4-S1-9	EH8715-000	1000	White	19.0	0.750	9.5	0.375	6.9-16.2	0.275-0.640
TMS-SCE-2X-1K-1-9	CR7762-000	1000	White	25.4	1.000	12.7	0.500	13.3-23.0	0.524-0.906
TMS-SCE-2X-1K-1-S1-9	EH8716-000	1000	White	25.4	1.000	12.7	0.500	13.3-23.0	0.524-0.906

Identification Solutions

Wire and Cable Identification

ZHD-SCE

Low Fire Hazard And Fluid Resistant Heat Shrink Sleeves

ZHD-SCE marker sleeves are designed specifically for applications requiring the highest performance from an identification sleeve, without compromising on safety or capability. ZHD is designed to bridge the gap between D-SCE marker sleeves and HX-SCE marker sleeves, by being both zero halogen and diesel resistant. ZHD-SCE marker sleeves can be used in a wide variety of applications including Rail, Marine, Motorsports and Industrial.

Supplied in a "ladder format", sleeves are held horizontally between two polyester strips and offers ease of printing and kitting.

FEATURES AND BENEFITS

- Thermal transfer printable
- Zero Halogen
- Diesel resistant
- Resistant to key rail and industrial fluids including diesel (defined by RW-2536)
- Low Toxic Fumes
- Non-flame propagating
- Shrink ratio 2:1

INDUSTRY



AVAILABLE OPTIONS

Standard Colours	Yellow	White
Ordering Code	4	9
Non-Standard*	Blue, Green, Orange, Red	
Scoring Options	Scoring is a perforation to produce multiple markers per sleeve	
Standard	No Score	One Score
Ordering Code	None	S1
(*Minimum quantity and lead time applies to non-standard colours)		



Temperature Rating

Operating Temperature range -55°C to 135°C
(-67°F to 275°F)

Specifications and Approvals

EN45545-2 R22 HL2
EN50343
NFPA130
BS 6853 Cat II

Recommended Hardware and Software

Printer: T200-IDENT / TE3112 / TE3124 / T6112DS
Ribbon: 1966 - RIBBON
Software: WinTotal v6

For More information

Technical Datasheet: TTDS-263
Product Specification Sheet: RW-2536

ORDERING DESCRIPTION SYSTEM

ZHD-SCE - 1K - 12.7 - 50 - S1 - 9



ORDERING INFORMATION

Ordering Description	Part Number	Pack Size	Colour	Supplied dia		Recovered dia		Recommended Use Range (Min - Max)	
		pc		mm	Inches	mm	Inches	mm	Inches
ZHD-SCE-1K-2.4-50-4	EC9848-000	1000	Yellow	2.4	0.094	1.1	0.047	1.2-1.9	0.050-0.075
ZHD-SCE-1K-2.4-50-S1-4	EC9849-000	1000	Yellow	2.4	0.094	1.1	0.047	1.2-1.9	0.050-0.075
ZHD-SCE-1K-3.2-50-4	EC9850-000	1000	Yellow	3.2	0.126	1.5	0.060	1.7-2.6	0.069-0.105
ZHD-SCE-1K-3.2-50-S1-4	EC9851-000	1000	Yellow	3.2	0.126	1.5	0.060	1.7-2.6	0.069-0.105
ZHD-SCE-1K-4.8-50-4	EC9852-000	1000	Yellow	4.8	0.189	2.3	0.090	2.5-4.0	0.100-0.160
ZHD-SCE-1K-4.8-50-S1-4	EC9853-000	1000	Yellow	4.8	0.189	2.3	0.090	2.5-4.0	0.100-0.160
ZHD-SCE-1K-6.4-50-4	EC9854-000	1000	Yellow	6.4	0.250	3.1	0.125	3.8-5.4	0.150-0.215
ZHD-SCE-1K-6.4-50-S1-4	EC9855-000	1000	Yellow	6.4	0.250	3.1	0.125	3.1-5.4	0.150-0.215
ZHD-SCE-1K-9.5-50-4	EC9856-000	1000	Yellow	9.5	0.375	4.7	0.187	5.5-8.1	0.220-0.320
ZHD-SCE-1K-9.5-50-S1-4	EC9857-000	1000	Yellow	9.5	0.375	4.7	0.187	5.5-8.1	0.220-0.320
ZHD-SCE-1K-12.7-50-4	EC9858-000	1000	Yellow	12.7	0.500	6.3	0.250	6.9-10.7	0.260-0.449
ZHD-SCE-1K-12.7-50-S1-4	EC9859-000	1000	Yellow	12.7	0.500	6.3	0.250	6.9-10.7	0.260-0.449
ZHD-SCE-1K-19.0-50-4	EC9860-000	1000	Yellow	19.0	0.730	9.5	0.375	10.1-16.2	0.400-0.640
ZHD-SCE-1K-19.0-50-S1-4	EC9861-000	1000	Yellow	19.0	0.730	9.5	0.375	10.1-16.2	0.400-0.640
ZHD-SCE-25.4-50-4	EC9844-000	250	Yellow	25.4	1.000	12.7	0.500	14.2-21.5	0.563-0.850
ZHD-SCE-25.4-50-S1-4	EC9845-000	250	Yellow	25.4	1.000	12.7	0.500	14.2-21.5	0.563-0.850
ZHD-SCE-38.1-50-4	EC9846-000	250	Yellow	38.1	1.500	19.0	0.750	20.9-33.0	0.825-1.300
ZHD-SCE-38.1-50-S1-4	EC9847-000	250	Yellow	38.1	1.500	19.0	0.750	20.9-33.0	0.825-1.300
ZHD-SCE-1K-2.4-50-9	EC9892-000	1000	White	2.4	0.094	1.1	0.047	1.2-1.9	0.050-0.075
ZHD-SCE-1K-2.4-50-S1-9	EC9893-000	1000	White	2.4	0.094	1.1	0.047	1.2-1.9	0.050-0.075
ZHD-SCE-1K-3.2-50-9	EC9894-000	1000	White	3.2	0.126	1.5	0.060	1.7-2.6	0.069-0.105
ZHD-SCE-1K-3.2-50-S1-9	EC9895-000	1000	White	3.2	0.126	1.5	0.060	1.7-2.6	0.069-0.105
ZHD-SCE-1K-4.8-50-9	EC9896-000	1000	White	4.8	0.189	2.3	0.090	2.5-4.0	0.100-0.160
ZHD-SCE-1K-4.8-50-S1-9	EC9897-000	1000	White	4.8	0.189	2.3	0.090	2.5-4.0	0.100-0.160
ZHD-SCE-1K-6.4-50-9	EC9898-000	1000	White	6.4	0.250	3.1	0.125	3.8-5.4	0.150-0.215
ZHD-SCE-1K-6.4-50-S1-9	EC9899-000	1000	White	6.4	0.250	3.1	0.125	3.8-5.4	0.150-0.215
ZHD-SCE-1K-9.5-50-9	EC9900-000	1000	White	9.5	0.375	4.7	0.187	5.5-8.1	0.220-0.320
ZHD-SCE-1K-9.5-50-S1-9	EC9901-000	1000	White	9.5	0.375	4.7	0.187	5.5-8.1	0.220-0.320
ZHD-SCE-1K-12.7-50-9	EC9902-000	1000	White	12.7	0.500	6.3	0.250	6.9-10.7	0.260-0.449
ZHD-SCE-1K-12.7-50-S1-9	EC9903-000	1000	White	12.7	0.500	6.3	0.250	6.9-10.7	0.260-0.449
ZHD-SCE-1K-19.0-50-9	EC9904-000	1000	White	19.0	0.730	9.5	0.375	10.1-16.2	0.400-0.640
ZHD-SCE-1K-19.0-50-S1-9	EC9905-000	1000	White	19.0	0.730	9.5	0.375	10.1-16.2	0.400-0.640
ZHD-SCE-25.4-50-9	EC9888-000	250	White	25.4	1.000	12.7	0.500	14.2-21.5	0.563-0.850
ZHD-SCE-25.4-50-S1-9	EC9889-000	250	White	25.4	1.000	12.7	0.500	14.2-21.5	0.563-0.850
ZHD-SCE-38.1-50-9	EC9890-000	250	White	38.1	1.500	19.0	0.750	20.9-33.0	0.825-1.300
ZHD-SCE-38.1-50-S1-9	EC9891-000	250	White	38.1	1.500	19.0	0.750	20.9-33.0	0.825-1.300

Identification Solutions

Wire and Cable Identification

HX-SCE

Low Fire Hazard Heat Shrink Sleeves

HX-SCE thin walled, zero-halogen, low smoke, low toxicity, radiation cross-linked, polyolefin heat-shrinkable tubing, is assembled as cut sleeves organized in a ladder format.

Ideal for applications where limited fire hazard characteristics are necessary. The zero halogen material coupled with low smoke and low toxic fume emissions make this product best used in enclosed spaces such as Mass Transit, Marine and Industrial applications.

Supplied in a “ladder format”, sleeves are held horizontally between two polyester strips and offers ease of printing and kitting.



FEATURES AND BENEFITS

- Thermal transfer printable
- Zero Halogen
- Low Toxic Fumes
- Low Smoke
- Self-extinguishing, non-flame propagating
- Excellent resistance to burning - Oxygen Index 39%
- Resistant to key industrial and rail fluids
- Excellent print permanence when tested in demanding industry related fluids
- 2:1 shrink ratio

INDUSTRY



AVAILABLE OPTIONS

Standard Colours	Yellow	White
Ordering Code	4	9
Non-Standard*	Blue, Green, Orange, Red	
Scoring Options	Scoring is a perforation to produce multiple markers per sleeve	
Standard	No Score	One Score
Ordering Code	None	S1
(*Minimum quantity and lead time applies to non-standard colours)		

Temperature Rating

Operating Temperature range -55°C to 105°C
(-67°F to 221°F)

Specifications and Approvals

EN45545-2 R22/R23/R24 HL3
BS 6853 Vehicle CAT 1A
NFPA130
NF F 16-101 Classification A1
London Underground 1-085

Recommended Hardware and Software

Printer: T200-IDENT / TE3112 / TE3124 / T6112DS
Ribbon: 1966-RIBBON
Software: WinTotal v6

For More information

Technical Datasheet: TTDS-108
Product Specification Sheet: RW-2072

ORDERING DESCRIPTION SYSTEM

HX-SCE - 1K - 12.7 - 50 - S1 - 9



ORDERING INFORMATION

Ordering Description	Part Number	Pack Size	Colour	Supplied dia		Recovered dia		Recommended Use Range (Min - Max)	
		pc		mm	Inches	mm	Inches	mm	Inches
HX-SCE-1K-2.4-50-4	FO2422-000	1000	Yellow	2.4	0.094	1.1	0.047	1.2-1.9	0.050-0.075
HX-SCE-1K-2.4-50-S1-4	E46987-000	1000	Yellow	2.4	0.094	1.1	0.047	1.2-1.9	0.050-0.075
HX-SCE-1K-3.2-50-4	F18659-000	1000	Yellow	3.2	0.126	1.5	0.060	1.7-2.6	0.069-0.105
HX-SCE-1K-3.2-50-S1-4	A19408-000	1000	Yellow	3.2	0.126	1.5	0.060	1.7-2.6	0.069-0.105
HX-SCE-1K-4.8-50-4	D87851-000	1000	Yellow	4.8	0.189	2.3	0.090	1.5-4.0	0.100-0.160
HX-SCE-1K-4.8-50-S1-4	E72748-000	1000	Yellow	4.8	0.189	2.3	0.090	1.5-4.0	0.100-0.160
HX-SCE-1K-6.4-50-4	E66448-000	1000	Yellow	6.4	0.250	3.1	0.125	3.8-5.4	0.150-0.215
HX-SCE-1K-6.4-50-S1-4	F26167-000	1000	Yellow	6.4	0.250	3.1	0.125	3.8-5.4	0.150-0.215
HX-SCE-1K-9.5-50-4	A95650-000	1000	Yellow	9.5	0.375	4.7	0.187	5.5-8.1	0.220-0.320
HX-SCE-1K-9.5-50-S1-4	C13218-000	1000	Yellow	9.5	0.375	4.7	0.187	5.5-8.1	0.220-0.320
HX-SCE-1K-12.7-50-4	D15532-000	1000	Yellow	12.7	0.500	6.3	0.250	6.9-10.7	0.260-0.449
HX-SCE-1K-12.7-50-S1-4	A18003-000	1000	Yellow	12.7	0.500	6.3	0.250	6.9-10.7	0.260-0.449
HX-SCE-1K-19.0-50-4	A69169-000	1000	Yellow	19.0	0.730	9.5	0.375	10.1-16.2	0.400-0.640
HX-SCE-1K-19.0-50-S1-4	F54891-000	1000	Yellow	19.0	0.730	9.5	0.375	10.1-16.2	0.400-0.640
HX-SCE-25.4-50-4	E64909-000	250	Yellow	25.4	1.000	12.7	0.500	14.2-21.5	0.563-0.850
HX-SCE-25.4-50-S1-4	C43908-000	250	Yellow	25.4	1.000	12.7	0.500	14.2-21.5	0.563-0.850
HX-SCE-38.1-50-4	E76198-000	250	Yellow	38.1	1.500	19.0	0.750	20.9-33.0	0.825-1.300
HX-SCE-38.1-50-S1-4	A55157-000	250	Yellow	38.1	1.500	19.0	0.750	20.9-33.0	0.825-1.300
HX-SCE-1K-2.4-50-9	F29905-000	1000	White	2.4	0.094	1.1	0.047	1.2-1.9	0.050-0.075
HX-SCE-1K-2.4-50-S1-9	A75939-000	1000	White	2.4	0.094	1.1	0.047	1.2-1.9	0.050-0.075
HX-SCE-1K-3.2-50-9	E21108-000	1000	White	3.2	0.126	1.5	0.060	1.7-2.6	0.069-0.105
HX-SCE-1K-3.2-50-S1-9	A34057-000	1000	White	3.2	0.126	1.5	0.060	1.7-2.6	0.069-0.105
HX-SCE-1K-4.8-50-9	F77737-000	1000	White	4.8	0.189	2.3	0.090	1.5-4.0	0.100-0.160
HX-SCE-1K-4.8-50-S1-9	C04635-000	1000	White	4.8	0.189	2.3	0.090	1.5-4.0	0.100-0.160
HX-SCE-1K-6.4-50-9	D67949-000	1000	White	6.4	0.250	3.1	0.125	3.8-5.4	0.150-0.215
HX-SCE-1K-6.4-50-S1-9	C32003-000	1000	White	6.4	0.250	3.1	0.125	3.8-5.4	0.150-0.215
HX-SCE-1K-9.5-50-9	A98991-000	1000	White	9.5	0.375	4.7	0.187	5.5-8.1	0.220-0.320
HX-SCE-1K-9.5-50-S1-9	C44780-000	1000	White	9.5	0.375	4.7	0.187	5.5-8.1	0.220-0.320
HX-SCE-1K-12.7-50-9	A29688-000	1000	White	12.7	0.500	6.3	0.250	6.9-10.7	0.260-0.449
HX-SCE-1K-12.7-50-S1-9	E24938-000	1000	White	12.7	0.500	6.3	0.250	6.9-10.7	0.206-0.449
HX-SCE-1K-19.0-50-9	C97865-000	1000	White	19.0	0.730	9.5	0.375	10.1-16.2	0.400-0.640
HX-SCE-1K-19.0-50-S1-9	C09972-000	1000	White	19.0	0.730	9.5	0.375	10.1-16.2	0.400-0.640
HX-SCE-25.4-50-9	E58246-000	250	White	25.4	1.000	12.7	0.500	14.2-21.5	0.563-0.850
HX-SCE-25.4-50-S1-9	C78033-000	250	White	25.4	1.000	12.7	0.500	14.2-21.5	0.563-0.850
HX-SCE-38.1-50-9	F93526-000	250	White	38.1	1.000	19.0	0.750	20.9-33.0	0.825-1.300
HX-SCE-38.1-50-S1-9	E50792-000	250	White	38.1	1.500	19.0	0.750	20.9-33.0	0.825-1.300

Identification Solutions

Wire and Cable Identification

D-SCE

Fluid Resistant Heat Shrink Sleeves

D-SCE markers are used to identify wires and cables where exposure to organic fluids, especially oils, is required. D-SCE markers are designed to operate in elevated temperatures for extended periods of time, making them ideal in Aerospace, Rail and Marine industries. D-SCE markers are suitable for use in environments with temperatures of -75°C to +135°C (-103°F to +275°F), and will provide strain relief, insulation and protection from mechanical abuse.

Supplied in a “ladder format”, sleeves are held horizontally between two polyester strips and offers ease of printing and kitting. D-SCE markers come standard with side scoring for ease of removal after printed.

FEATURES AND BENEFITS

- Thermal transfer printable
- Resistance to diesel, organic fluids, common fuels, lubricants and solvents
- 3:1 shrink ratio
- Supplied with side scoring
- Wide range of sizes for several wire and bundle diameters
- Formulated for use in harsh environments

INDUSTRY



AVAILABLE OPTIONS

Standard Colours	Yellow	White
Ordering Code	4	9
Non-Standard*	Blue, Pink	
Scoring Options	Scoring is a perforation to produce multiple markers per sleeve	
Standard	No Score	One Score
Ordering Code	None	S1
(*Minimum quantity and lead time applies to non-standard colours)		



Temperature Rating

Operating Temperature range -75°C to 135°C (-103°F to 275°F)

Specifications and Approvals

NF F 00 608 type H
 EN45545-2 R23 HL1
 EN45545-2 R24 HL3
 NFPA130
 SAE-AMS-DTL-23053/6
 MIL-STD-202 Method 215

Recommended Hardware and Software

Printer: T200-IDENT / TE3112 / TE3124 / T6112DS
 Ribbon: TMS-RJS-RIBBON-4DSCE (Optimal)
 1966-RIBBON (Superior)
 Software: WinTotal v6

For More information

Technical Datasheet: TTDS-017
 Product Specification Sheet: RW-2519

PART NUMBERING SYSTEM

D-SCE - 1K - 12 - 50 - S1 - 9



ORDERING INFORMATION

Ordering Description	Part Number	Pack Size	Colour	Supplied dia		Recovered dia		Recommended Use Range (Min - Max)	
				mm	Inches	mm	Inches	mm	Inches
D-SCE-1K-2.4-50-4	147547-000	1000	Yellow	2.4	0.094	0.7	0.031	0.8-1.9	0.032-0.075
D-SCE-1K-2.4-50-S1-4	650913000	1000	Yellow	2.4	0.094	0.7	0.031	0.8-1.9	0.032-0.075
D-SCE-1K-3.2-50-4	5266190001	1000	Yellow	3.2	0.125	1.0	0.043	1.1-2.6	0.044-0.105
D-SCE-1K-3.2-50-S1-4	1056030001	1000	Yellow	3.2	0.125	1.0	0.043	1.1-2.6	0.044-0.105
D-SCE-1K-4.8-50-4	3490750001	1000	Yellow	4.8	0.187	1.5	0.063	1.7-4.0	0.069-0.160
D-SCE-1K-4.8-50-S1-4	6310810001	1000	Yellow	4.8	0.187	1.5	0.063	1.7-4.0	0.069-0.160
D-SCE-1K-6.4-50-4	5572350001	1000	Yellow	6.4	0.250	2.1	0.084	2.3-5.4	0.091-0.215
D-SCE-1K-6.4-50-S1-4	9791650001	1000	Yellow	6.4	0.250	2.1	0.084	2.3-5.4	0.091-0.215
D-SCE-1K-9.5-50-4	919385-000	1000	Yellow	9.5	0.375	3.1	0.125	3.4-8.1	0.137-0.320
D-SCE-1K-9.5-50-S1-4	3340610001	1000	Yellow	9.5	0.375	3.1	0.125	3.4-8.1	0.137-0.320
D-SCE-1K-12-50-4	372389-000	1000	Yellow	12.7	0.500	4.2	0.167	4.6-10.7	0.183-0.425
D-SCE-1K-12-50-S1-4	646331-000	1000	Yellow	12.7	0.500	4.2	0.167	4.6-10.7	0.183-0.425
D-SCE-1K-18-50-4	762261-000	1000	Yellow	19.0	0.750	6.3	0.250	6.9-16.2	0.275-0.640
D-SCE-1K-18-50-S1-4	7827770001	1000	Yellow	19.0	0.750	6.3	0.250	6.9-16.2	0.275-0.640
D-SCE-1K-25-50-4	872083-000	1000	Yellow	25.4	1.000	8.4	0.333	9.2-21.5	0.366-0.850
D-SCE-1K-25-50-S1-4	9809850001	1000	Yellow	25.4	1.000	8.4	0.333	9.2-21.5	0.366-0.850
D-SCE-1K-38-50-4	949459-000	1000	Yellow	38.1	1.500	19.0	0.750	20.9-33.0	0.825-1.300
D-SCE-1K-38-50-S1-4	129501-000	1000	Yellow	38.1	1.500	19.0	0.750	20.9-33.0	0.825-1.300
D-SCE-1K-2.4-50-9	F21848-000	1000	White	2.4	0.094	0.7	0.031	0.8-1.9	0.032-0.075
D-SCE-1K-2.4-50-S1-9	F53327-000	1000	White	2.4	0.094	0.7	0.031	0.8-1.9	0.032-0.075
D-SCE-1K-3.2-50-9	A36937-000	1000	White	3.2	0.125	1.0	0.043	1.1-2.6	0.044-0.105
D-SCE-1K-3.2-50-S1-9	A35215-000	1000	White	3.2	0.125	1.0	0.043	1.1-2.6	0.044-0.105
D-SCE-1K-4.8-50-9	132365-000	1000	White	4.8	0.187	1.5	0.063	1.7-4.0	0.069-0.160
D-SCE-1K-4.8-50-S1-9	E62181-000	1000	White	4.8	0.187	1.5	0.063	1.7-4.0	0.069-0.160
D-SCE-1K-6.4-50-9	F94420-000	1000	White	6.4	0.250	2.1	0.084	2.3-5.4	0.091-0.215
D-SCE-1K-6.4-50-S1-9	707112-000	1000	White	6.4	0.250	2.1	0.084	2.3-5.4	0.091-0.215
D-SCE-1K-9.5-50-9	663453-000	1000	White	9.5	0.375	3.1	0.125	3.4-8.1	0.137-0.320
D-SCE-1K-9.5-50-S1-9	412575-000	1000	White	9.5	0.375	3.1	0.125	3.4-8.1	0.137-0.320
D-SCE-1K-12-50-9	317639-000	1000	White	12.7	0.500	4.2	0.167	4.6-10.7	0.183-0.425
D-SCE-1K-12-50-S1-9	405309-000	1000	White	12.7	0.500	4.2	0.167	4.6-10.7	0.183-0.425
D-SCE-1K-18-50-9	105715-000	1000	White	19.0	0.750	6.3	0.250	6.9-16.2	0.275-0.640
D-SCE-1K-18-50-S1-9	740569-000	1000	White	19.0	0.750	6.3	0.250	6.9-16.2	0.275-0.640
D-SCE-1K-25-50-9	449993-000	1000	White	25.4	1.000	8.4	0.333	9.2-21.5	0.366-0.850
D-SCE-1K-25-50-S1-9	816090-000	1000	White	25.4	1.000	8.4	0.333	9.2-21.5	0.366-0.850
D-SCE-1K-38-50-9	475683-000	1000	White	38.1	1.500	19.0	0.750	20.9-33.0	0.825-1.300
D-SCE-1K-38-50-S1-9	E52724-000	1000	White	38.1	1.500	19.0	0.750	20.9-33.0	0.825-1.300

Identification Solutions

Wire and Cable Identification

HT-SCE

High Temperature Heat Shrink Sleeves

HT-SCE wire markers are designed for use in high temperature applications or where extreme resistance to fuels, lubricants and cleaning solvents is required such as Aerospace, Military, Industrial and Semi-conductor applications. Ideal for applications where low vacuum out-gassing is of high importance. HT-SCE markers are made of highly flame retardant, heat-shrinkable fluoropolymer tubing.

After shrinking, HT-SCE markers meets the print performance requirements of SAE AS5942 and MIL-STD-202 Method 215. HT-SCE is supplied in boxes of 250 sleeves and are available in nine diameter sizes. Suitable to cover substrate diameters from 0.8mm to 34mm. Because of this versatility, inventory is minimized.

Supplied in a “ladder format”, sleeves are held horizontally between two polyester strips and offers ease of printing and kitting.

FEATURES AND BENEFITS

- Thermal transfer printable
- Permanent identification sleeves
- High continuous operating temperature
- Extreme fluid resistance
- Low Vacuum Out-gassing
- 2:1 shrink ratio
- Wide range of sleeve sizes for several wire and bundle diameters

INDUSTRY



AVAILABLE OPTIONS

Standard Colours	Black	White
Ordering Code	0	9
Non-Standard*	Blue, Pink, Yellow	
Scoring Options	Scoring is a perforation to produce multiple markers per sleeve	
Standard	No Score	One Score
Ordering Code	None	S1

(*Minimum quantity and lead time applies to non-standard colours)



Temperature Rating

Operating Temperature range -55°C to 225°C
(-67°F to 437°F)

Specifications and Approvals

SAE-AS4952
EN45545-2 R24 HL3
MIL-STD-202 Method 215

Recommended Hardware and Software

Printer: T200-IDENT / TE3112 / TE3124 / T6112DS
Ribbon: TMS-RJS-RIBBON-4HT
If black tubing: T300-RIBBON-WH-4HT
Software: WinTotal v6

For More information

Technical Datasheet: TTDS-020
Product Specification Sheet: RW-2512

ORDERING DESCRIPTION SYSTEM

HT-SCE - 3/16 - 2.0 - S1 - 9



ORDERING INFORMATION

Ordering Description	Part Number	Pack Size	Colour	Supplied dia		Recovered dia		Recommended Use Range (Min - Max)	
				mm	Inches	mm	Inches	mm	Inches
HT-SCE-3/32-2.0-0	0236090001	250	Black	2.4	0.093	0.7	0.031	0.8-1.9	0.032-0.075
HT-SCE-3/32-2.0-S1-0	8846850001	250	Black	2.4	0.093	0.7	0.031	0.8-1.9	0.032-0.075
HT-SCE-1/8-2.0-0	9352370001	250	Black	3.2	0.125	1.5	0.062	1.7-2.6	0.069-0.105
HT-SCE-1/8-2.0-S1-0	4684370001	250	Black	3.2	0.125	1.5	0.062	1.7-2.6	0.069-0.105
HT-SCE-3/16-2.0-0	0620070001	250	Black	4.8	0.187	2.3	0.093	2.5-4.0	0.100-0.160
HT-SCE-3/16-2.0-S1-0	4368030001	250	Black	4.8	0.187	2.3	0.093	2.5-4.0	0.100-0.160
HT-SCE-1/4-2.0-0	6355850001	250	Black	6.4	0.250	3.1	0.125	3.4-6.0	0.134-0.236
HT-SCE-1/4-2.0-S1-0	9166110001	250	Black	6.4	0.250	3.1	0.125	3.4-6.0	0.134-0.236
HT-SCE-3/8-2.0-0	4733050001	250	Black	9.5	0.375	4.7	0.187	5.3-8.1	0.209-0.319
HT-SCE-3/8-2.0-S1-0	2197750001	250	Black	9.5	0.375	4.7	0.187	5.3-8.1	0.209-0.319
HT-SCE-1/2-2.0-0	9337110001	250	Black	12.7	0.500	6.3	0.250	6.6-11.4	0.260-0.449
HT-SCE-1/2-2.0-S1-0	0618750001	250	Black	12.7	0.500	6.3	0.250	6.6-11.4	0.260-0.449
HT-SCE-3/4-2.0-0	1827990001	250	Black	18.0	0.709	9.0	0.354	9.9-15.3	0.390-0.602
HT-SCE-3/4-2.0-S1-0	C79011-000	250	Black	18.0	0.709	9.0	0.354	9.9-15.3	0.390-0.602
HT-SCE-1-2.0-0	2398990001	250	Black	25.4	1.000	12.7	0.500	13.3-23.0	0.524-0.906
HT-SCE-1-2.0-S1-0	EJ2641-000	250	Black	25.4	1.000	12.7	0.500	13.3-23.0	0.524-0.906
HT-SCE-1/2-2.0-0	5299850001	250	Black	38.1	1.500	19.0	0.750	20.9-34.0	0.825-1.339
HT-SCE-1/2-2.0-S1-0	EJ2642-000	250	Black	38.1	1.500	19.0	0.750	20.9-34.0	0.825-1.339
HT-SCE-3/32-2.0-9	5476270001	250	White	2.4	0.093	0.7	0.031	0.8-1.9	0.032-0.075
HT-SCE-3/32-2.0-S1-9	2355930001	250	White	2.4	0.093	0.7	0.031	0.8-1.9	0.032-0.075
HT-SCE-1/8-2.0-9	4108170001	250	White	3.2	0.125	1.5	0.062	1.7-2.6	0.069-0.105
HT-SCE-1/8-2.0-S1-9	8880530001	250	White	3.2	0.125	1.5	0.062	1.7-2.6	0.069-0.105
HT-SCE-3/16-2.0-9	3206430001	250	White	4.8	0.187	2.3	0.093	2.5-4.0	0.100-0.160
HT-SCE-3/16-2.0-9	3554750001	250	White	4.8	0.187	2.3	0.093	2.5-4.0	0.100-0.160
HT-SCE-1/4-2.0-9	8306110001	250	White	6.4	0.250	3.1	0.125	3.4-6.0	0.134-0.236
HT-SCE-1/4-2.0-S1-9	1400610001	250	White	6.4	0.250	3.1	0.125	3.4-6.0	0.134-0.236
HT-SCE-3/8-2.0-9	8716810001	250	White	9.5	0.375	4.7	0.187	5.3-8.1	0.209-0.319
HT-SCE-3/8-2.0-S1-9	6195170001	250	White	9.5	0.375	4.7	0.187	5.3-8.1	0.209-0.319
HT-SCE-1/2-2.0-9	4117110001	250	White	12.7	0.500	6.3	0.250	6.6-11.4	0.260-0.449
HT-SCE-1/2-2.0-S1-9	2773310001	250	White	12.7	0.500	6.3	0.250	6.6-11.4	0.260-0.449
HT-SCE-3/4-2.0-9	9410990001	250	White	18.0	0.709	9.0	0.354	9.9-15.3	0.390-0.602
HT-SCE-3/4-2.0-S1-9	1878455-1	250	White	18.0	0.709	9.0	0.354	9.9-15.3	0.390-0.602
HT-SCE-1-2.0-9	8947570001	250	White	25.4	1.000	12.7	0.500	13.3-23.0	0.524-0.906
HT-SCE-1-2.0-S1-9	A41813-000	250	White	25.4	1.000	12.7	0.500	13.3-23.0	0.524-0.906
HT-SCE-1/2-2.0-9	8420630001	250	White	38.1	1.500	19.0	0.750	20.9-34.0	0.825-1.339
HT-SCE-1/2-2.0-S1-9	082955-000	250	White	38.1	1.500	19.0	0.750	20.9-34.0	0.825-1.339

Identification Solutions

Wire and Cable Identification

UV-SCE

UV Resistant Heat Shrink Sleeves

UV-SCE ultra-violet light resistant heat shrink identification marker sleeves are designed for the identification of wires and cables where some exposure to UV light is possible.

Manufactured using a specially developed radiation cross-linked, UV Resistant material, UV-SCE marker sleeves are designed specifically to allow customers identify wires and cable in outdoor environments where some exposure to UV light is possible.

Supplied in a "ladder format", sleeves are held horizontally between two hole-punched polyester strips and offers ease of printing and kitting.



FEATURES AND BENEFITS

- UV Resistant
- Good Temperature resistance
- Non-flame propagating
- Resistant to key industrial fluids
- 2:1 shrink ratio

INDUSTRY



AVAILABLE OPTIONS

Standard Colours	Yellow	White
Ordering Code	4	9
Scoring Options	Scoring is a perforation to produce multiple markers per sleeve	
Standard	No Score	One Score
Ordering Code	None	S1

(*Minimum quantity and lead time applies to non-standard colours)

Temperature Rating

Operating Temperature range -55°C to 200°C
(-67°F to 392°F)

Specifications and Approvals

BS EN 60068-2-11
EN45545-2 R23 HL1
EN45545-2 R24 HL3
NFPA130
NFT N46-019
IEC 60068-2-5

Recommended Hardware and Software

Printer: T200-IDENT / TE3112 / TE3124 / T6112DS
Ribbon: T300-UV-SCE-RIBBON
Software: WinTotal v6

For More information

Technical Datasheet: TTDS-255
Product Specification Sheet: RW-2534

ORDERING DESCRIPTION SYSTEM

UV-SCE - 1K - 3/16 - 2.0 - S1 - 9



ORDERING INFORMATION

Ordering Description	Part Number	Pack Size	Colour	Supplied dia		Recovered dia		Recommended Use Range (Min - Max)	
		pc		mm	Inches	mm	Inches	mm	Inches
UV-SCE-1K-3/32-2.0-4	EC6660-000	1000	Yellow	2.4	0.093	0.7	0.031	0.8-1.9	0.032-0.075
UV-SCE-1K-1/8-2.0-4	EC6664-000	1000	Yellow	3.2	0.125	1.5	0.062	1.7-2.6	0.069-0.105
UV-SCE-1K-3/16-2.0-4	EC6668-000	1000	Yellow	4.8	0.187	2.3	0.093	2.5-4.0	0.100-0.160
UV-SCE-1K-1/4-2.0-4	EC6672-000	1000	Yellow	6.4	0.25	3.1	0.125	3.4-6.0	0.134-0.236
UV-SCE-1K-3/8-2.0-4	EC6676-000	1000	Yellow	9.5	0.375	4.7	0.187	5.3-8.1	0.209-0.319
UV-SCE-1K-1/2-2.0-4	EC6680-000	1000	Yellow	12.7	0.500	6.3	0.250	6.6-11.4	0.260-0.449
UV-SCE-1K-3/4-2.0-4	EC6684-000	1000	Yellow	18.0	0.709	9.0	0.354	9.9-15.3	0.390-0.602
UV-SCE-1K-1-2.0-4	EC6688-000	1000	Yellow	25.4	1.000	12.7	0.500	13.3-23.0	0.524-0.906
UV-SCE-1K-1-1/2-2.0-4	EC6692-000	1000	Yellow	38.1	1.500	19.0	0.750	20.9-34.0	0.825-1.339
UV-SCE-1K-3/32-2.0-9	EC6661-000	1000	White	2.4	0.093	0.7	0.031	0.8-1.9	0.032-0.075
UV-SCE-1K-1/8-2.0-9	EC6665-000	1000	White	3.2	0.125	1.5	0.062	1.7-2.6	0.069-0.105
UV-SCE-1K-3/16-2.0-9	EC6669-000	1000	White	4.8	0.187	2.3	0.093	2.5-4.0	0.100-0.160
UV-SCE-1K-1/4-2.0-9	EC6673-000	1000	White	6.4	0.250	3.1	0.125	3.4-6.0	0.134-0.236
UV-SCE-1K-3/8-2.0-9	EC6677-000	1000	White	9.5	0.375	4.7	0.187	5.3-8.1	0.209-0.319
UV-SCE-1K-1/2-2.0-9	EC6681-000	1000	White	12.7	0.500	6.3	0.250	6.6-11.4	0.260-0.449
UV-SCE-1K-3/4-2.0-9	EC6685-000	1000	White	18.0	0.709	9.0	0.354	9.9-15.3	0.390-0.602
UV-SCE-1K-1-2.0-9	EC6689-000	1000	White	25.4	1.000	12.7	0.500	13.3-23.0	0.524-0.906
UV-SCE-1K-1-1/2-2.0-9	EC6693-000	1000	White	38.1	1.500	19.0	0.750	20.9-34.0	0.825-1.339

Identification Solutions

Wire and Cable Identification

RPS

Commercial Grade Heat Shrink Sleeves

RPS markers are heat shrinkable sleeves for wire and cable identification. When printed with TE recommended printers and ink ribbons, the marks remain legible, even when exposed to abrasion, aggressive cleaning solvents, and industrial fluids. Made from flame retardant, cross-lined polyolefin material, RPS markers are designed to meet the wire identification needs of Commercial and Industrial customers such as Communications, Wire assemblies, Electrical Panel and Oil & Gas Control systems.

Supplied in a "ladder format", sleeves are held horizontally between two polyester strips and offers ease of printing and kitting.



FEATURES AND BENEFITS

- Thermal transfer printable
- Permanent identification sleeves
- Excellent print performance
- Configured for ease of kitting
- Good chemical and solvent resistance
- CSA Certified
- UL Recognised
- 3:1 shrink ratio

INDUSTRY



AVAILABLE OPTIONS

Standard Colours	Yellow	White
Ordering Code	4	9
Scoring Options	Scoring is a perforation to produce multiple markers per sleeve	
Standard	No Score	One Score
Ordering Code	None	S1
(*Minimum quantity and lead time applies to non-standard colours)		

Temperature rating

Operating Temperature range -30°C to 105°C
(-22°F to 221°F)

Specifications and Approvals

MIL-STD-202 Mthd 215
UL Recognised E35586
CSA Certified (File 31929)

Recommended Hardware and Software

Printer: T200-IDENT / TE3112 / TE3124 / T6112DS
Ribbon: TMS-RJS-RIBBON-4RPSCE
Software: WinTotal v6

For More information

Technical Datasheet: TTDS-019
Product Specification Sheet: RW-2510

ORDERING DESCRIPTION SYSTEM

RPS - 1K - 8-4 / 2.0 - S1 - 9



ORDERING INFORMATION

Ordering Description	Part Number	Pack Size	Colour	Supplied dia		Recovered dia		Recommended Use Range (Min - Max)	
		pc		mm	Inches	mm	Inches	mm	Inches
RPS-1K-22-18/2.0-4	8737350001	1000	Yellow	3.2	0.125	1.1	0.042	1.2-2.7	0.046-0.105
RPS-1K-22-18/2.0-S1-4	5902770001	1000	Yellow	3.2	0.125	1.1	0.042	1.2-2.7	0.046-0.105
RPS-1K-18-12/2.0-4	1661090001	1000	Yellow	4.8	0.187	1.6	0.062	1.7-4.1	0.069-0.160
RPS-1K-18-12/2.0-S1-4	7443890001	1000	Yellow	4.8	0.187	1.6	0.062	1.7-4.1	0.069-0.160
RPS-1K-16-10/2.0-4	3234330001	1000	Yellow	6.4	0.250	2.1	0.083	2.3-5.5	0.091-0.215
RPS-1K-16-10/2.0-S1-4	6655690001	1000	Yellow	6.4	0.250	2.1	0.083	2.3-5.5	0.091-0.215
RPS-1K-8-4/2.0-4	1801410001	1000	Yellow	9.5	0.375	3.2	0.125	3.5-8.1	0.137-0.320
RPS-1K-8-4/2.0-S1-4	373463-000	1000	Yellow	9.5	0.375	3.2	0.125	3.5-8.1	0.137-0.320
RPS-1K-10-2/2.0-4	8375990001	1000	Yellow	12.7	0.500	4.2	0.166	4.6-10.8	0.183-0.425
RPS-1K-10-2/2.0-S1-4	6096530001	1000	Yellow	12.7	0.500	4.2	0.166	4.6-10.8	0.183-0.425
RPS-1K-6-250/2.0-4	5178430001	1000	Yellow	19.0	0.750	6.3	0.250	7.0-16.2	0.275-0.640
RPS-1K-6-250/2.0-S1-4	6596530009	1000	Yellow	19.0	0.750	6.3	0.250	7.0-16.2	0.275-0.640
RPS-1K-1-400/2.0-4	2571070001	1000	Yellow	25.4	1.000	8.5	0.333	9.3-21.6	0.366-0.850
RPS-1K-1-400/2.0-S1-4	A63405-000	1000	Yellow	25.4	1.000	8.5	0.333	9.3-21.6	0.366-0.850
RPS-1K-400-1000/2.0-4	1328690001	1000	Yellow	38.1	1.500	19.0	0.750	20.9-33.0	0.825-1.300
RPS-1K-400-1000/2.0-S1-4	CC3801-000	1000	Yellow	38.1	1.500	19.0	0.750	20.9-33.0	0.825-1.300
RPS-1K-22-18/2.0-9	2439450001	1000	White	3.2	0.125	1.1	0.042	1.2-2.7	0.046-0.105
RPS-1K-22-18/2.0-S1-9	8374950001	1000	White	3.2	0.125	1.1	0.042	1.2-2.7	0.046-0.105
RPS-1K-18-12/2.0-9	7278870001	1000	White	4.8	0.187	1.6	0.062	1.7-4.1	0.069-0.160
RPS-1K-18-12/2.0-S1-9	6891450001	1000	White	4.8	0.187	1.6	0.062	1.7-4.1	0.069-0.160
RPS-1K-16-10/2.0-9	5502830001	1000	White	6.4	0.250	2.1	0.083	2.3-5.5	0.091-0.215
RPS-1K-16-10/2.0-S1-9	3851810001	1000	White	6.4	0.250	2.1	0.083	2.3-5.5	0.091-0.215
RPS-1K-8-4/2.0-9	7674850001	1000	White	9.5	0.375	3.2	0.125	3.5-9.1	0.137-0.320
RPS-1K-8-4/2.0-S1-9	4589050001	1000	White	9.5	0.375	3.2	0.125	3.5-9.1	0.137-0.320
RPS-1K-10-2/2.0-9	8478290001	1000	White	12.7	0.500	4.2	0.166	4.6-10.8	0.183-0.425
RPS-1K-10-2/2.0-S1-9	6796570001	1000	White	12.7	0.500	4.2	0.166	4.6-10.8	0.183-0.425
RPS-1K-6-250/2.0-9	5516930001	1000	White	19.0	0.750	6.3	0.250	7.0-16.2	0.275-0.640
RPS-1K-6-250/2.0-S1-9	3045010001	1000	White	19.0	0.750	6.3	0.250	7.0-16.2	0.275-0.640
RPS-1K-1-400/2.0-9	0229410001	1000	White	25.4	1.000	8.5	0.333	9.3-21.6	0.366-0.850
RPS-1K-1-400/2.0-S1-9	5921050001	1000	White	25.4	1.000	8.5	0.333	9.3-21.6	0.366-0.850
RPS-1K-400-1000/2.0-9	7395470001	1000	White	38.1	1.500	19.0	0.750	20.9-33.0	0.825-1.300
RPS-1K-400-1000/2.0-S1-9	EK2660-000	1000	White	38.1	1.500	19.0	0.750	20.9-33.0	0.825-1.300



Low Smoke, Low Toxicity
Cable Marker Tag

Low Smoke, Low Toxicity
Cable Marker Tag

Low Smoke, Low T
Cable Mar

Low Toxicity
Tag

TE Con
HLX-NEL L
Low Smok
Cable

TE Connectivity
HLX-NEL Low Fire Haza

TE Connectivity
HLX-NEL Low Fire Haza

onnectivity
Low Fire

HLX125 Low Fire Hazard

ard
icity

ard
icity



PRINTABLE TAGS

	PAGE
• CM-SCE-TP Military Grade Cable Markers	29
• HTCM-SCE-TP High Temperature Cable Markers	31
• HL Low Fire Hazard Cable Markers	33
• HLX Low Fire Hazard Cable Markers	35
• HLX-NEL Low Fire Hazard Cable Markers	37

Identification Solutions

Wire and Cable Identification

CM-SCE-TP

Military Grade Cable Markers

CM-SCE-TP Cable Markers are designed to offer flexibility when it comes to wire and cable identification. Manufactured using a specially developed radiation cross-linked polymer, CM-SCE-TP markers are resistant to many fluids, lubricants and solvents used in various industries such as, but not limited to Mass Transit, Industrial, Oil & Gas, Military and Aerospace. Applied using cable ties, CM-SCE-TP markers give the ability to identify large diameter wire and cable, as well as post connector installation.

The smooth surface is designed for thermal transfer printing. Print performance exceeds the requirements of SAE AS5942 and MIL-STD-202 Method 215.

FEATURES AND BENEFITS

- Thermal transfer printable
- Highly flame resistant - excellent resistance to burning (Oxygen Index 35%)
- Highly resistant to abrasion, mechanical abuses, fluids, lubricants and solvents
- Side entry provides access to large size cables and wire bundles as well as retrofit and repair capability
- Easy installation: only standard cable tie-wraps are needed to install markers. No extra steps required

INDUSTRY



AVAILABLE OPTIONS

Standard Colours	Yellow	White
Ordering Code	4	9
Tie-wrap Hole Options		
1/4 inch tags	Four Holes	
1/2 inch tags	Four Holes	Six Holes
Ordering Code	4H	6H
Packaging sizes	250 Pieces	
(*Minimum quantity and lead time applies to non-standard colours)		



Temperature Rating

Operating Temperature range -55°C to 135°C
(-67°F to 275°F)

Specifications and Approvals

EN45545-2 R24 HL3
NFPA130
MIL-STD-202 Method 215
UL MH26328
SAE AS5942

Recommended Hardware and Software

Printer: T200-IDENT / TE3112 / TE3124
Ribbon: 1966 RIBBON
Software: WinTotal v6

For More information

Technical Datasheet: TTDS-113
Product Specification Sheet: RW-2513

Identification Solutions

Wire and Cable Identification

ORDERING INFORMATION

Ordering Description	Part Number	Pack Size	Colour	Size	Marker Height		Marker Length		Recommended Use Range (Min - Max)	
		pc			mm	Inches	mm	Inches	mm	Inches
CM-SCE-TP-1/4-4H-4	F82125-000	250	Yellow	1/4	6.4	0.250	50.8	2.000	5.1-12.5	0.200-0.492
CM-SCE-TP-1/2-4H-4	A47038-000	250	Yellow	1/2	12.7	0.500	50.8	2.000	12.5 and up	0.492 and up
CM-SCE-TP-1/2-6H-4	C27444-000	250	Yellow	1/2	12.7	0.500	50.8	2.000	12.5 and up	0.492 and up
CM-SCE-TP-1/4-4H-9	768838-000	250	White	1/4	6.4	0.250	50.8	2.000	5.1-12.5	0.200-0.492
CM-SCE-TP-1/2-4H-9	E17344-000	250	White	1/2	12.7	0.500	50.8	2.000	12.5 and up	0.492 and up
CM-SCE-TP-1/4-6H-9	D96728-000	250	White	1/4	6.4	0.250	50.8	2.000	5.1-12.5	0.200-0.492
CM-SCE-TP-1/2-6H-9	A83925-000	250	White	1/2	12.7	0.500	50.8	2.000	12.5 and up	0.492 and up

ORDERING DESCRIPTION SYSTEM

CM- SCE-TP- 1/4 - 4H - 9



Identification Solutions

Wire and Cable Identification

HTCM-SCE-TP

High Temperature Cable Markers

HTCM-SCE-TP cable markers are designed to offer flexibility when it comes to wire and cable identification, particularly in aggressive environments. Applied using cable ties, HTCM-SCE-TP markers give the ability to identify large diameter wire and cable, as well as post connector installation

Manufactured using a specially developed radiation cross-linked polyvinylidene polymer. Formulated to survive High Temperature, Low out gassing and extreme environments such as Aircraft, Military, Satellites and Semi-conductor applications

The smooth surface is designed for thermal transfer printing. Print performance exceeds the requirements of SAE AS5942 and MIL-STD-202 Method 215.

FEATURES AND BENEFITS

- Thermal transfer printable
- High Temperature Performance
- Self-extinguishing
- Highly flame resistant
- Low vacuum outgassing for outer space and Semi-conductor applications
- Easy installation: only standard cable tie-wraps are needed to install markers. No extra steps required
- Side entry provides access to large size cables and wire bundles as well as retrofit and repair capability
- Resistant to key military, aviation and Industrial fluids

INDUSTRY



AVAILABLE OPTIONS

Standard Colours	White	
Ordering Code	9	
Tie-wrap Hole Options		
1/4 inch tags	Four Holes	
1/2 inch tags	Four Holes	Six Holes
Ordering Code	4H	6H

(*Minimum quantity and lead time applies to non-standard colours)



Temperature Rating

Operating Temperature range -55°C to 225°C
(-67°F to 437°F)

Specifications and Approvals

Airbus Directive ABD0031
NFPA130
EN45545-2 R24 HL3
ASTM E 595
MIL-STD-202 Method 215
SAE AS5942

Recommended Hardware and Software

Printer: T200-IDENT / TE3112 / TE3124
Ribbon: TMS-RJS-RIBBON-4HT
Software: WinTotal v6

For More information

Technical Datasheet: TTDS-114
Product Specification Sheet: RW-2524

Identification Solutions

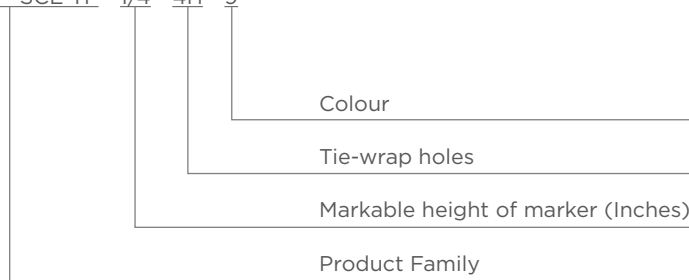
Wire and Cable Identification

ORDERING INFORMATION

Ordering Description	Part Number	Pack Size	Colour	Size	Marker Height		Marker Length		Recommended Use Range (Min - Max)	
		pc			mm	Inches	mm	Inches	mm	Inches
HTCM-SCE-TP-1/4-4H-9	A11348-000	250	White	1/4	6.4	0.250	50.8	2.000	5.1-12.5	0.200-0.492
HTCM-SCE-TP-1/2-4H-9	E99238-000	250	White	1/2	12.7	0.500	50.8	2.000	12.5 and up	0.492 and up
HTCM-SCE-TP-1/4-6H-9	E62731-000	250	White	1/4	6.4	0.250	50.8	2.000	5.1-12.5	0.200-0.492
HTCM-SCE-TP-1/2-6H-9	E61464-000	250	White	1/2	12.7	0.500	50.8	2.000	12.5 and up	0.492 and up

ORDERING DESCRIPTION SYSTEM

HTCM - SCE-TP - 1/4 - 4H - 9



Identification Solutions

Wire and Cable Identification

HL

Low Fire Hazard Cable Markers

HL cable markers are designed to offer flexibility when it comes to wire and cable identification in particularly aggressive environments. Typical installations include Mass Transit, Military, Aerospace and Industrial Applications. Applied using cable ties, HL cable markers give the ability to identify large diameter wire and cable, as well as post connector installation

Presented as organised markers assembled onto either a fanfold or reeled paper carrier to allow for greater range of printing formats and kitting.

FEATURES AND BENEFITS

- Thermal transfer printable
- Highly flame resistant (Excellent resistance to burning - Oxygen Index 35%)
- Resistant to key industrial and military grade fluids
- Recommended for use where de-termination of wires is not possible for large ID wires or wire bundles
- Several printable widths and heights available
- Non-standard colour options available


INDUSTRY



AVAILABLE OPTIONS

Standard Colours	White
Ordering Code	WE
	TS
Format	Thermal transfer (reel/ single sided)

(*Minimum quantity and lead time applies to non-standard colours)



Temperature Rating

Operating Temperature range -55°C to 135°C
(-67°F to 275°F)

Specifications and Approvals

EN45545-2 R24 HL3

Recommended Hardware and Software

Printer: T200-IDENT / TE3112 / TE3124
Ribbon: 1966-RIBBON
Software: WinTotal v6

For More information

Technical Datasheet: TTDS-037
Product Specification Sheet: RW-2513

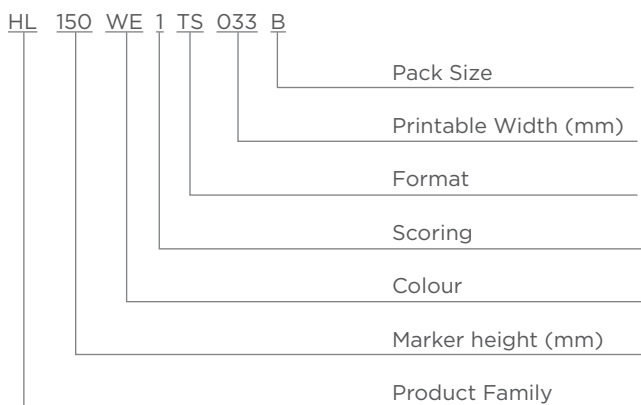
Identification Solutions

Wire and Cable Identification

ORDERING INFORMATION

Ordering Description	Part Number	Pack Size	Colour	Marker Width		Marker Height		Printable Area (W x H)	
		pc		mm	Inches	mm	Inches	mm	Inches
HL104WEITS025B	EC7552-000	1000	White	45.0	1.800	10.4	0.400	25.0 x 10.4	1.000 x 0.400
HL104WEITS033B	EC7553-000	1000	White	52.0	2.100	10.4	0.400	33.0 x 10.4	1.300 x 0.400
HL104WEITS038B	EC7554-000	1000	White	58.0	2.300	10.4	0.400	38.0 x 10.4	1.500 x 0.400
HL104WEITS050B	EC7555-000	1000	White	70.0	2.750	10.4	0.400	50.0 x 10.4	2.000 x 0.400
HL104WEITS070B	EC7556-000	1000	White	90.0	3.500	10.4	0.400	70.0 x 10.4	2.750 x 0.400
HL150WEITS033B	EC7573-000	1000	White	52.0	2.100	15.0	0.600	33.0 x 15.0	1.300 x 0.600
HL150WEITS050B	EC7574-000	1000	White	70.0	2.750	15.0	0.600	50.0 x 15.0	2.000 x 0.600
HL150WEITS070B	CP1098-000	1000	White	90.0	3.500	15.0	0.600	70.0 x 15.0	2.750 x 0.600
HL203WEITS025B	EC7588-000	1000	White	45.0	1.800	20.3	0.800	38.0 x 20.3	1.000 x 0.800
HL203WEITS033B	EC7589-000	1000	White	52.0	2.100	20.3	0.800	33.0 x 20.3	1.300 x 0.800
HL203WEITS038B	EE0111-000	1000	White	58.0	2.300	20.3	0.800	38.0 x 20.3	1.500 x 0.800
HL203WEITS050B	EC7590-000	1000	White	70.0	2.750	20.3	0.800	50.0 x 20.3	2.000 x 0.800
HL203WEITS070B	EC7591-000	1000	White	90.0	3.500	20.3	0.800	70.0 x 20.3	2.750 x 0.800
HL253WEITS025B	EC7605-000	1000	White	45.0	1.800	25.3	1.000	25.0 x 25.3	1.000 x 1.000
HL253WEITS033B	EC7606-000	1000	White	52.0	2.100	25.3	1.000	33.0 x 25.3	1.300 x 1.000
HL253WEITS038B	EC7607-000	1000	White	58.0	2.300	25.3	1.000	38.0 x 25.3	1.500 x 1.000
HL253WEITS050B	EC7608-000	1000	White	70.0	2.750	25.3	1.000	50.0 x 25.3	2.000 x 1.000
HL253WEITS070B	EC7609-000	1000	White	90.0	3.500	25.3	1.000	70.0 x 25.3	2.750 x 1.000

ORDERING DESCRIPTION SYSTEM



Identification Solutions

Wire and Cable Identification

HLX

Low Fire Hazard Cable Markers

HLX cable markers are designed to offer flexibility when it comes to wire and cable identification in particularly aggressive environments. Presented as organised markers assembled onto a reel. Applied using cable ties, HLX cable markers give the ability to identify large diameter wire and cable, as well as post connector installation.

Manufactured using a specially developed radiation cross-linked polymer. Formulated to give Low Fire Hazard, zero halogen, low smoke, low toxicity and UV stabilized properties, which allows this product to be used in locations where limited fire hazard characteristics are necessary. Typical installations include underground railways, mass transit and Industrial.

FEATURES AND BENEFITS

- Thermal transfer printable
- Excellent resistance to burning - Oxygen Index 39%
- Zero Halogen
- Low toxic fumes
- Low Smoke
- Self-extinguishing
- Recommended for use where combustion of products may endanger personnel or place delicate electronics at risk
- Resistant to key industrial and rail fluids
- Ideal for low volume applications
- Ideal for pre or post termination assembly

INDUSTRY



AVAILABLE OPTIONS

Standard Colours	White
Ordering Code	WE
Format	TS
	Thermal transfer (reel/ single sided)
(*Minimum quantity and lead time applies to non-standard colours)	



Temperature Rating

Operating Temperature range -40°C to 105°C
(-40°F to 221°F)

Specifications and Approvals

EN45545-2 R22/R23/24 HL3
MIL-STD-202 Method 215
NF F 16-101 Classification A1
London Underground 1-085 A3
BS6853 Vehicle cat 1a
SAE AS5942

Recommended Hardware and Software

Printer: T200-IDENT / TE3112 / TE3124
Ribbon: 1966-RIBBON
Software: WinTotal v6

For More information

Technical Datasheet: TTDS-013
Product Specification Sheet: RW-2523

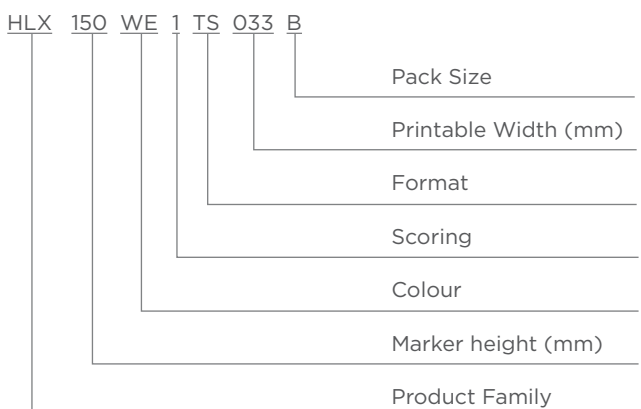
Identification Solutions

Wire and Cable Identification

ORDERING INFORMATION

Ordering Description	Part Number	Pack Size	Colour	Marker Width		Marker Height		Printable Area (W x H)	
		pc		mm	Inches	mm	Inches	mm	Inches
HLX104WEITS025B	EC7629-000	1000	White	45.0	1.800	10.4	0.400	25.0 x 10.4	1.000 x 0.400
HLX104WEITS033B	EC77630-000	1000	White	52.0	2.100	10.4	0.400	33.0 x 10.4	1.300 x 0.400
HLX104WEITS038B	EC7631-000	1000	White	58.0	2.300	10.4	0.400	38.0 x 10.4	1.500 x 0.400
HLX104WEITS050B	EC7632-000	1000	White	70.0	2.750	10.4	0.400	50.0 x 10.4	2.000 x 0.400
HLX104WEITS070B	EC7633-000	1000	White	90.0	3.500	10.4	0.400	70.0 x 10.4	2.750 x 0.400
HLX150WEITS033B	EC7639-000	1000	White	52.0	2.100	15.0	0.600	33.0 x 15.0	1.300 x 0.600
HLX150WEITS050B	EC7640-000	1000	White	70.0	2.750	15.0	0.600	50.0 x 15.0	2.000 x 0.600
HLX150WEITS070B	CPI641-000	1000	White	90.0	3.500	15.0	0.600	70.0 x 15.0	2.750 x 0.600
HLX203WEITS025B	EC7642-000	1000	White	45.0	1.800	20.3	0.800	38.0 x 20.3	1.000 x 0.800
HLX203WEITS033B	EC7648-000	1000	White	52.0	2.100	20.3	0.800	33.0 x 20.3	1.300 x 0.800
HLX203WEITS038B	EC7649-000	1000	White	58.0	2.300	20.3	0.800	38.0 x 20.3	1.500 x 0.800
HLX203WEITS050B	EC8791-000	1000	White	70.0	2.750	20.3	0.800	50.0 x 20.3	2.000 x 0.800
HLX203WEITS070B	EC7650-000	1000	White	90.0	3.500	20.3	0.800	70.0 x 20.3	2.750 x 0.800
HLX253WEITS025B	EC7651-000	1000	White	45.0	1.800	25.3	1.000	25.0 x 25.3	1.000 x 1.000
HLX253WEITS033B	EC7656-000	1000	White	52.0	2.100	25.3	1.000	33.0 x 25.3	1.300 x 1.000
HLX253WEITS038B	EC7657-000	1000	White	58.0	2.300	25.3	1.000	38.0 x 25.3	1.500 x 1.000
HLX253WEITS050B	EC7658-000	1000	White	70.0	2.750	25.3	1.000	50.0 x 25.3	2.000 x 1.000
HLX253WEITS070B	EC7660-000	1000	White	90.0	3.500	25.3	1.000	70.0 x 25.3	2.750 x 1.000

ORDERING DESCRIPTION SYSTEM



Identification Solutions

Wire and Cable Identification

HLX-NEL

Low Fire Hazard Cable Markers

HLX-NEL cable markers are designed to offer flexibility when it comes to wire and cable identification. Manufactured from the same Low Fire Hazard, UV stabilised material as HLX, with the difference being that it is assembled in a Narrow Edge Leading (NEL) format. Ideal for applications where low fire hazard characteristics (low smoke, low toxicity and low flammability) and UV protection are critical. Applied using cable ties, HLX-NEL cable markers give the ability to identify large diameter wire and cable, as well as post connector installation.

FEATURES AND BENEFITS

- Thermal transfer printable
- Excellent resistance to burning - Oxygen Index 39%
- Zero Halogen
- Low toxic fumes
- Low Smoke
- Self-extinguishing
- Recommended for use where combustion of products may endanger personnel or delicate electronics at risk
- Resistant to key industrial and rail fluids
- Ideal for low volume applications
- Cost effective identification solution
- Ideal for pre or post termination assembly

INDUSTRY



AVAILABLE OPTIONS

Standard Colours	White	Yellow
Ordering Code	WE	YW
Format	TS	
	Thermal transfer (reel/ single sided)	

(*Minimum quantity and lead time applies to non-standard colours)



Temperature Rating

Operating Temperature range -40°C to 105°C
(-40°F to 221°F)

Specifications and Approvals

EN45545-2 R22/R23/R24 HL3
MIL-STD-202 Method 215
NF F 16-101 Classification A1
London Underground 1-085 A3
BS6853 Vehicle cat 1a
SAE AS5942

Recommended Hardware and Software

Printer: T200-IDENT / TE3112 / TE3124
Ribbon: 1966-RIBBON
Software: WinTotal v6

For More information

Technical Datasheet: TTDS-134
Product Specification Sheet: RW-2529

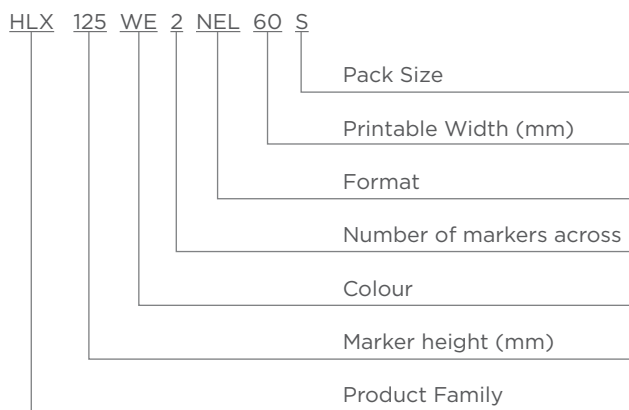
Identification Solutions

Wire and Cable Identification

ORDERING INFORMATION

Ordering Description	Part Number	Pack Size	Colour	Markers across	Marker Width		Marker Height		Printable Area (W x H)	
		pc			mm	Inches	mm	Inches	mm	Inches
HLX125YW2NEL60S	CC0110-000	200	Yellow	2	80.0	3.15	12.5	0.490	60.0 x 10.5	12.35 x 0.40
HLX125WE2NEL60S	CC0111-000	200	White	2	80.0	3.15	12.5	0.490	60.0 x 10.5	12.35 x 0.40
HLX125YW4NEL60S	CC0109-000	200	Yellow	4	80.0	3.15	12.5	0.490	60.0 x 10.5	12.35 x 0.40
HLX125WE4NEL60S	CC0112-000	200	White	4	80.0	3.15	12.5	0.490	60.0 x 10.5	12.35 x 0.40

ORDERING DESCRIPTION SYSTEM





Hazardous goods receiving point

- Short-term temporary storage only
- No heavy packages on top shelf
- Goods must be labelled with contents, owner and contact details



DANGER SYMBOLS MOST COMMONLY ENCOUNTERED



TO ALL PERSONNEL

TO COMPLY WITH CoSHH REGs OF 2002 PLEASE PAY PARTICULAR ATTENTION TO ANY CONTAINER OR PRODUCT BEARING ANY OF THE SYMBOLS ILLUSTRATED

ALWAYS
FOLLOW DEPARTMENTAL
INSTRUCTIONS FOR THE
PROTECTION OF YOUR HEALTH
AND SAFETY



WIRE AND CABLE IDENTIFICATION

	PAGE
• SBP Wrap-around Labels	41
• SP Wrap-around Labels	43
• PVF Wrap-around Labels	45
• CSL Wrap-around Labels	47
• TKM & BKM Wrap-around Labels	49
• TTVF Flagging Labels	51
• PVF Flagging Labels	53
• NPVF Flagging Labels	55
• VF Flagging Labels	56
• NC Flagging Labels	57

INDUSTRIAL LABELS

• MP Polyester Labels	59
• WP Polyester Labels	61
• HM Polyester Labels	63
• HW Polyester Labels	65
• HMM Polyester Labels	67
• WPCR Polyester Labels	69
• CP Polyester Labels	71
• WV Vinyl Labels	73

INDUSTRIAL LABELS

	PAGE
• HPK Polypropylene Labels	75
• TTP Polyester Labels	76
• LE Polyester Labels	77
• LM Polyester Labels	77
• LEB Polyester Labels	77
• TEK & EB Vinyl Labels	81

PCB IDENTIFICATION

• TIK Polyimide Labels	83
• T2K Polyimide Labels	83
• TSK Polyimide Labels	83

VOID - TAMPER EVIDENT

• MV Polyester Labels	87
• TN Polyethylene Labels	89

PIPE IDENTIFICATION

• TP TAPE Polyester Labels	91
-----------------------------------	----

SAFETY SYMBOLS & ELECTRICAL SIGNS

• ESSW Vinyl Labels	93
• LKZ Vinyl Labels	95

Identification Solutions

Wire and Cable Identification

SBP

Self Laminating Vinyl Labels

SBP is a thermal transfer printable, transparent vinyl film with a permanent acrylic adhesive supplied with a white printable area, which is over-laminated upon application with the transparent portion of the label. This “self-laminating” feature protects the printed area from exposure to oils, solvents, moisture and abrasion. SBP has excellent conformability to round, irregular and flexible surfaces making it ideal for wire and cable identification, including flat ribbon cables that are subject to repeat bending.

FEATURES AND BENEFITS

- Thermal transfer printable
- UL Recognised
- Excellent conformability to round, irregular and flexible surfaces
- Withstands exposure to oil, solvents and water
- Other colours available on request
- Supplied with slotted liner for easy printer recognition
- Self-lamination is an easy, cost effective way to protect printed information

INDUSTRY



Temperature rating

Operating Temperature range -40°C to 80°C
(-40°F to 176°F)

Label Thickness

100µm (0.0039")

Adhesive

Permanent Acrylic Adhesive

Specifications and Approvals

ASTM D3330
ASTM 3611
MIL-STD-202 Method 215
UL969 PGJ12 MH17292

Recommended Hardware and Software

Printer: T200-IDENT / TE3112 / TE3124
Ribbon: TMS-RJS-RIBBON-4RPSCE
Software: WinTotal v6 or PrintEasy v5

For More information

Technical Datasheet: TTDS-211
Self-Lamination Guide 411-121050

ORDERING DESCRIPTION SYSTEM



Identification Solutions

Wire and Cable Identification

ORDERING INFORMATION

Ordering Description	Part Number	Quantity per Roll*	Labels Across	Min Cable Diameter		Max Cable Diameter		Label Width		Label Height		Printable Area Height	
				mm	Inches	mm	Inches	mm	Inches	mm	Inches	mm	Inches
SBP100075WE5	CN9919-000	5,000	3	2.0	0.080	3.0	0.119	25.4	1.000	19.1	0.750	6.4	0.250
SBP050100WE10	CM9613-000	10,000	5	2.7	0.107	5.4	0.212	12.7	0.500	25.4	1.000	8.5	0.330
SBP075094WE10	CN2895-000	10,000	4	3.0	0.119	4.6	0.181	19.1	0.750	23.9	0.94	9.5	0.375
SBP050143WE10	CN2893-000	10,000	5	4.0	0.159	7.6	0.298	12.7	0.500	36.5	1.437	12.7	0.500
SBP080150WE10	CN2896-000	10,000	4	4.0	0.159	8.1	0.318	20.3	0.800	38.1	1.500	12.7	0.500
SBP100143WE5	CM9614-000	5,000	3	4.0	0.159	7.6	0.298	25.4	1.000	36.5	1.437	12.7	0.500
SBP200143WE2.5	CN9932-000	2,500	2	4.0	0.159	7.6	0.298	50.8	2.000	36.5	1.437	12.7	0.500
SBP100225WE5	CN9922-000	5,000	3	6.1	0.239	12.1	0.478	25.4	1.000	57.2	2.250	19.1	0.750
SBP190319WE2.5	CN9930-000	2,500	2	6.1	0.239	19.7	0.776	48.3	1.900	81.0	3.190	19.1	0.750
SBP200225WE2.5	CN9933-000	2,500	2	6.1	0.239	12.1	0.478	50.8	2.000	57.2	2.250	19.1	0.750
SBP100375WE2.5	CN9926-000	2,500	3	8.1	0.318	22.3	0.876	25.4	1.000	95.3	3.750	25.4	1.000
SBPH100375WE2.5	CN9941-000	2,500	1*	8.1	0.318	22.3	0.876	25.4	1.000	95.3	3.750	25.4	1.000
SBP200375WE2.5	CN9936-000	2,500	2	8.1	0.318	22.3	0.876	50.8	2.000	95.3	3.750	25.4	1.000
SBP200400WE2.5	CS4293-000	2,500	2	8.1	0.318	24.3	0.955	50.8	2.000	101.6	4.000	25.4	1.000
SBP100594WE1	CN9928-000	1,000	3	12.1	0.478	36.0	1.416	25.4	1.000	151.0	5.940	38.1	1.500
SBP100743WE1	CN9929-000	1,000	3	12.1	0.478	48.0	1.891	25.4	1.000	188.9	7.437	38.1	1.500
SBP190594WE1	CN9931-000	1,000	2	12.1	0.478	36.0	1.416	48.3	1.900	151.0	5.940	38.1	1.500
SBP200743WE1	CN9937-000	1,000	2	12.1	0.478	48.0	1.891	50.8	2.000	188.9	7.437	38.1	1.500

*One label across in a horizontal presentation

* = minimum quantity per roll

Identification Solutions

Wire and Cable Identification

SP

Self Laminating Polyester Labels

SP is a thermal transfer printable, low profile translucent polyester film with a permanent acrylic adhesive. Supplied with a white printable area, which is over-laminated upon application with the translucent portion of the label. This 'self-laminating' feature better protects the printed area from exposure to oil, solvents, water and abrasion.

SP has excellent conformability to round, irregular or flexible surfaces and is ideal for wire & cable identification, including flat ribbon cables that are subject to repeated bending.

SP is recommended for when temperature resistance can't be achieved with vinyl SBP.

FEATURES AND BENEFITS

- Thermal transfer printable
- Self laminating feature for protection and mark permanence of the printed area of the label
- Excellent conformability to round, irregular and flexible surfaces
- Designed to better withstand exposure to oil, solvents and water
- Low profile design for conformability to wires and cables
- Supplied with slotted liner for easy printer recognition
- Self-lamination is an easy, cost effective way to protect printed information

INDUSTRY



Temperature rating

Operating Temperature range -40°C to 150°C
(-40°F to 302°F)

Label Thickness

45µm (0.0018")

Adhesive

Permanent Acrylic Adhesive

Specifications and Approvals

Recommended Hardware and Software

Printer: T200-IDENT / TE3112 / TE3124 / T6112DS

Ribbon: 1330-0607-10

Software: WinTotal v6 or PrintEasy v5

For More information

Technical Datasheet: TTDS-220

Self-Lamination Guide 411-121050

ORDERING DESCRIPTION SYSTEM



Identification Solutions

Wire and Cable Identification

ORDERING INFORMATION

Ordering Description	Part Number	Quantity per Roll*	Labels Across	Min Cable Diameter		Max Cable Diameter		Label Width		Label Height		Printable Area Height	
				mm	Inches	mm	Inches	mm	Inches	mm	Inches	mm	Inches
SP050100WE10	E12502-000	10,000	5	2.7	0.107	5.4	0.212	12.7	0.500	25.4	1.000	8.5	0.330
SP075094WE10	E19066-000	10,000	4	3.0	0.119	4.6	0.181	19.1	0.750	23.9	0.940	9.5	0.375
SP050143WE10	D29012-000	10,000	5	4.0	0.159	7.6	0.298	12.7	0.500	36.5	1.437	12.7	0.500
SP080150WE10	F61506-000	10,000	4	4.0	0.159	8.1	0.318	20.3	0.800	38.1	1.500	12.7	0.500
SP100143WE5	E56137-000	5,000	3	4.0	0.159	7.6	0.298	25.4	1.000	36.5	1.437	12.7	0.500
SP100225WE5	A65855-000	5,000	3	6.1	0.239	12.1	0.478	25.4	1.000	57.2	2.250	19.1	0.750
SP200225WE2.5	D93779-000	2,500	2	6.1	0.239	12.1	0.478	50.8	2.000	57.2	2.250	19.1	0.750
SP100375WE2.5	A34514-000	2,500	3	8.1	0.318	22.3	0.876	25.4	1.000	95.3	3.750	25.4	1.000
SP200375WE2.5	E87503-000	2,500	2	8.1	0.318	22.3	0.876	50.8	2.000	95.3	3.750	25.4	1.000
SP100594WE1	D10638-000	1,000	3	12.1	0.478	36.0	1.416	25.4	1.000	151.0	5.940	38.1	1.500

* = minimum quantity per roll

Identification Solutions

Wire and Cable Identification

PVF

Polyvinylfluoride Self laminating labels

PVF is a thermal transfer printable, translucent polyvinyl fluoride film with a permanent acrylic adhesive, designed for wire and cable marking applications that require the 'self-extinguishing' properties of polyvinyl fluoride. PVF labels are supplied with a white printable area, which is over-laminated upon application with the translucent portion of the label. This 'self-laminating' feature protects the printed area from exposure to oil, solvents, water and abrasion.

PVF has a low-profile design making PVF suitable for wrapping onto thin wire gauges as well as excellent conformability to round, irregular or flexible surfaces and is ideal for wire & cable identification, including flat ribbon cables that are subject to repeated bending.

FEATURES AND BENEFITS

- Thermal transfer printable
- Excellent UV resistance
- Excellent conformability to round, irregular and flexible surfaces
- Resists water, oils and conventional cleaning agents
- Exhibits high degree of resistance to aging
- Supplied with slotted liner for easy printer recognition
- Has excellent ink receptivity

INDUSTRY



Temperature rating

Operating Temperature range -40°C to 107°C
(-40°F to 225°F)

Label Thickness

51µm (0.0019")

Adhesive

Permanent Pressure Sensitive Acrylic Adhesive

Specifications and Approvals

ASTM D1000-76
AS-81531
MIL-STD-202 Method 215
MIL STD 833C
BMS 13-47
NGM802AK

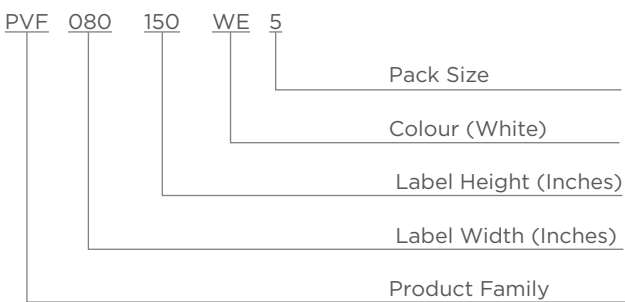
Recommended Hardware and Software

Printer: T200-IDENT / TE3112 / TE3124
Ribbon: 1330-3300-10
Software: WinTotal v6 or PrintEasy v5

For More information

Technical Datasheet: TTDS-111
Self-Lamination Guide 411-121050

ORDERING DESCRIPTION SYSTEM



Identification Solutions

Wire and Cable Identification

ORDERING INFORMATION

Ordering Description	Part Number	Quantity per Roll*	Labels Across	Min Cable Diameter		Max Cable Diameter		Label Width		Label Height		Printable Area Height	
				mm	Inches	mm	Inches	mm	Inches	mm	Inches	mm	Inches
PVF050100WE10	E67467-000	10,000	5	2.7	0.107	5.4	0.212	12.7	0.500	25.4	1.000	8.5	0.330
PVF080150WE10	E64143-000	10,000	4	4.0	0.159	8.1	0.318	20.3	0.800	38.1	1.500	12.7	0.500
PVF100143WE5	A27037-000	5,000	3	4.0	0.159	7.6	0.298	25.4	1.000	36.5	1.437	12.7	0.375
PVF200143WE2.5	F47580-000	2,500	2	4.0	0.159	7.6	0.298	50.8	2.000	36.5	1.437	12.7	0.500
PVF100225WE5	E14145-000	5,000	3	6.1	0.239	12.1	0.478	25.4	1.000	57.2	2.250	19.1	0.750
PVF190319WE2.5	D37354-000	2,500	2	6.1	0.239	19.7	0.776	48.3	1.900	81.0	3.190	19.1	0.750
PVF100375WE2.5	A43634-000	2,500	3	8.1	0.318	22.3	0.876	25.4	1.000	95.3	3.750	25.4	1.000
PVF200375WE2.5	F28408-000	2,500	2	8.1	0.318	22.3	0.876	50.8	2.000	95.3	3.750	25.4	1.000
PVF100594WE1	E51531-000	1,000	3	12.1	0.478	36.0	1.416	25.4	1.000	151.0	5.940	38.1	1.500
PVF100743WE1	A11181-000	1,000	3	12.1	0.478	48.0	1.891	25.4	1.000	188.9	7.437	38.1	1.500
PVF190594WE1	C68103-000	1,000	2	12.1	0.478	36.0	1.416	48.3	1.900	151.0	5.940	38.1	1.500
PVF200743WE1	D61446-000	1,000	2	12.1	0.478	48.0	1.891	50.8	2.000	188.9	7.437	38.1	1.500

* = minimum quantity per roll

CSL

Self Laminating Polyester Labels

CSL is a laser printable, clear polyester film with a permanent acrylic adhesive, supplied with a white or yellow printable area, which is over-laminated upon application with the clear section of the label. Using the over-lamination process protects the printed area against exposure to oil, solvents, water and abrasion.

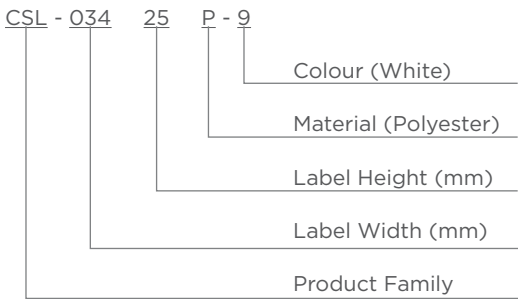
FEATURES AND BENEFITS

- Laser printable
- Protects information from chemicals and frequent handling
- Designed to withstand exposure to solvents, salts, alkalis and water
- Can also be flagged around a wire rather than wrapped
- Strong acrylic adhesive
- Supplied in sheet format for easy use with laser printer
- Self-lamination is an easy, cost effective way to protect printed information
- Two standard colours - white and yellow

INDUSTRY



ORDERING DESCRIPTION SYSTEM



Temperature rating

Operating Temperature -30°C to 120°C
(-22°F to 248°F)

Label Thickness

55µm (0.0022")

Adhesive

Permanent Acrylic Adhesive

Specifications and Approvals

SAE-AS-81531

Recommended Hardware and Software

Printer: Any black & white desktop laser
Software: WinTotal v6 or PrintEasy v5

For More information

Technical Datasheet: TTDS-208
Self-Lamination Guide: 411-121050

Identification Solutions

Wire and Cable Identification

ORDERING INFORMATION

Ordering Description	Part Number	Labels per Sheet	Min Cable Diameter		Max Cable Diameter		Label Width		Label Height		Printable Area Height	
			mm	Inches	mm	Inches	mm	Inches	mm	Inches	mm	Inches
CSL-02713P-9	8-1768016-3	160	1.9	0.075	6.6	0.260	12.5	0.490	26.7	1.050	6.0	0.240
CSL-03418P-4	8-1768016-4	88	2.7	0.107	8.1	0.318	18.2	0.720	33.9	1.330	8.5	0.330
CSL-03418P-9	8-1768016-5	88	2.7	0.107	8.1	0.318	18.2	0.720	33.9	1.330	8.5	0.330
CSL-03425P-4	8-1768016-6	64	4.0	0.159	6.8	0.266	25.0	0.980	33.9	1.330	12.7	0.500
CSL-03425P-9	8-1768016-7	64	4.0	0.159	6.8	0.266	25.0	0.980	33.9	1.330	12.7	0.500
CSL-05525P-4	8-1768016-8	40	4.0	0.159	13.5	0.530	25.0	0.980	55.0	2.170	12.7	0.500
CSL-05525P-9	8-1768016-9	40	4.0	0.159	13.5	0.530	25.0	0.980	55.0	2.170	12.7	0.500
CSL-06925P-4	9-1768016-0	32	5.4	0.213	16.6	0.652	25.0	0.980	69.0	2.720	17.0	0.670
CSL-06925P-9	9-1768016-1	32	5.4	0.213	16.6	0.652	25.0	0.980	69.0	2.720	17.0	0.670
CSL-06933P-4	9-1768016-2	24	7.0	0.276	15.0	0.589	33.3	1.310	69.0	2.720	22.0	0.870
CSL-06933P-9	9-1768016-3	24	7.0	0.276	15.0	0.589	33.3	1.310	69.0	2.720	22.0	0.870
CSL-09333P-4	9-1768016-4	18	8.1	0.318	21.5	0.848	33.3	1.310	93.0	3.660	25.4	1.000
CSL-09333P-9	9-1768016-5	18	8.1	0.318	21.5	0.848	33.3	1.310	93.0	3.660	25.4	1.000
CSL-14033P-4	9-1768016-6	12	8.1	0.318	36.5	1.437	33.3	1.310	140.0	5.510	25.4	1.000
CSL-14033P-9	9-1768016-7	12	8.1	0.318	36.5	1.437	33.3	1.310	140.0	5.510	25.4	1.000

Identification Solutions

Wire and Cable Identification

TKM & BKM

Hand Writable Self Laminating Vinyl Label

TKM & BKM are self-writable, clear vinyl film with a permanent acrylic adhesive, supplied with a white hand writable area, which is over-laminated upon application with the clear portion of the label. TKM is supplied in booklet form while BKM is supplied in sheet form. Self-laminating Wraparound labels are ideal for identification of wires, cables and pipes.

FEATURES AND BENEFITS

- Hand writable
- Protects printed information from chemicals and frequent handling
- TKM is supplied in a handy pocket size booklet
- Designed to withstand exposure to Solvents, salts, alkalis and water

INDUSTRY



Temperature rating

Operating Temperature range -30°C to 120°C
(-22°F to 248°F)

Label Thickness

80µm (0.0031")

Adhesive

Pressure Sensitive Permanent Acrylic Adhesive

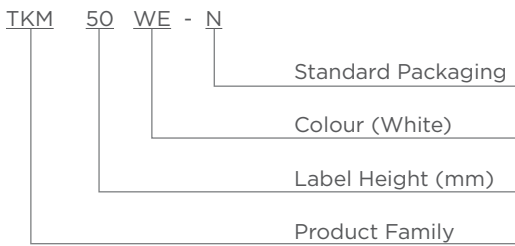
Specifications and Approvals

FTM 1

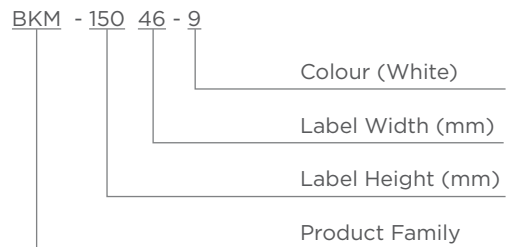
For More information

Technical Datasheet: TTDS-056

ORDERING DESCRIPTION SYSTEM



ORDERING DESCRIPTION SYSTEM



Identification Solutions

Wire and Cable Identification

ORDERING INFORMATION - TKM

Ordering Description	Part Number	Labels per Booklet	Labels Across	Min Cable Diameter		Max Cable Diameter		Label Width		Label Height		Printable Area Height	
				mm	Inches	mm	Inches	mm	Inches	mm	Inches	mm	Inches
TKM50WE-N	7-1768048-7	90	3	4.8	0.188	11.1	0.439	25.0	1.000	50.0	2.000	15.0	0.060
TKM75-N	8-1768048-1	60	3	8.0	0.313	15.9	0.627	25.0	1.000	75.0	3.000	25.0	1.000
TKM150-N	6-1768048-2	30	3	8.0	0.313	39.8	1.567	25.0	1.000	150.0	6.000	25.0	1.000
TKM230-N	6-1768048-6	30	3	8.0	0.313	65.3	2.570	25.0	1.000	230.0	9.000	25.0	1.000

ORDERING INFORMATION - BKM

Ordering Description	Part Number	Labels per Sheet	Labels Across	Min Cable Diameter		Max Cable Diameter		Label Width		Label Height		Printable Area Height	
				mm	Inches	mm	Inches	mm	Inches	mm	Inches	mm	Inches
BKM-3823-9	5-1768016-4	40	10	3.2	0.125	8.9	0.351	23.0	0.905	38.0	1.496	10.0	0.394
BKM-7523-9	5-1768016-7	20	10	8.0	0.313	15.9	0.627	23.0	0.905	75.0	2.953	25.0	0.984
BKM-7546-9	6-1768016-2	10	5	8.0	0.313	15.9	0.627	46.0	1.811	75.0	2.953	25.0	0.984
BKM-15023-9	4-1768016-4	10	10	8.0	0.313	39.8	1.567	23.0	0.905	150.0	5.906	25.0	0.984
BKM-15046-9	4-1768016-7	5	5	8.0	0.313	39.8	1.567	46.0	1.811	150.0	5.906	25.0	0.984
BKM-23025-9	5-1768016-1	6	6	8.0	0.313	65.3	2.570	25.0	0.984	230.0	9.055	25.0	0.984
BKM-23050-9	5-1768016-2	3	3	8.0	0.313	65.3	2.570	50.0	1.969	230.0	9.055	25.0	0.984

Identification Solutions

Wire and Cable Identification

TTVF

Polyvinylfluoride Colour Coding Flagging Tape and Labels

TTVF is a coloured thermal transfer printable, aerospace grade, polyvinylfluoride film specifically designed for wire/cable labeling and can be used in wrap-around or flag configurations. It is ideal for a variety of harsh chemical environments especially aerospace and military applications and where non-igniting/self-extinguishing properties are a necessity.

The product meets all the requirements of the BMS 13-47 class 3 and DMS 2359 specifications, the benchmarks for pressure-sensitive wrap-around labels in the aerospace industry.

FEATURES AND BENEFITS

- Thermal transfer printable
- Resists water, oil, conventional cleaning agents, and oil based solvents
- Can be used in wrap-around or flag configurations
- Self extinguishing
- Excellent ink receptivity
- Exhibits high degree of resistance to aging

INDUSTRY



Temperature Rating

Operating Temperature range -40°C to 107°C
(-40°F to 225°F)

Label Thickness

85µm (0.0033")

Adhesive

Pressure Sensitive Permanent Acrylic Adhesive

Specifications and Approvals

MIL-STD-202 Method 215
MIL-M-87958
MIL-STD-833C
AS-81531
ASTM 3611
ASTM D1000-76
UL94 VTM-1
BMS 13-47
DMS 2359
BACT 19

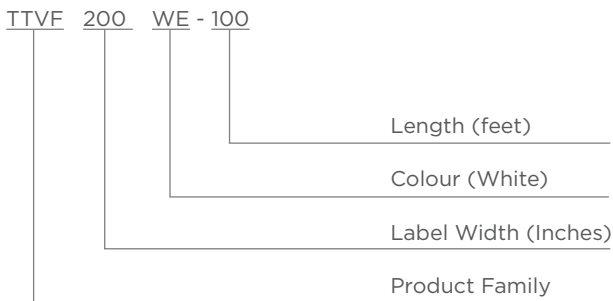
Recommended Hardware and Software

Printer: T200-IDENT / TE3112 / TE3124
Ribbon: 1330-3300-10
Software: WinTotal v6 or PrintEasy v5

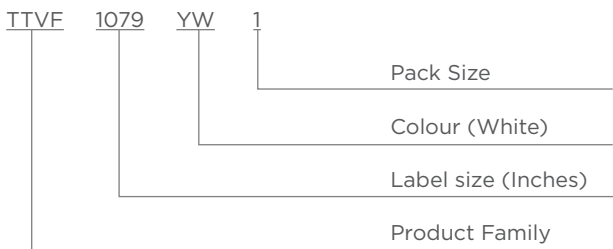
For More information

Technical Datasheet: TTDS-005

ORDERING DESCRIPTION SYSTEM (CONTINUOUS)



ORDERING DESCRIPTION SYSTEM (DIE-CUT)



AVAILABLE OPTIONS

Standard Colours	White	Yellow
Ordering Code	WE	YW
Non-Standard	Blue, Green, Pink, Red, Violet	
(*Minimum quantity and lead time applies to non-standard colours)		

Identification Solutions

Wire and Cable Identification

ORDERING INFORMATION - CONTINUOUS LABELS

Ordering Description	Part Number	Quantity per Roll*	Label Width		Label Length	
			mm	Inches	Meters	Feet
TTVF050WE-180	D12463-000	Continuous	12.7	0.500	54.86	180
TTVF075YW-100	318606-000	Continuous	19.5	0.750	30.48	100
TTVF100WE-100	160892-000	Continuous	25.4	1.000	30.48	100
TTVF100YW-100	815438-000	Continuous	25.4	1.000	30.48	100
TTVF125WE-100NTR	050324-000	Continuous	31.8	1.250	30.48	100
TTVF150WE-100	335276-000	Continuous	38.1	1.500	30.48	100
TTVF150YW-100	412200-000	Continuous	38.1	1.500	30.48	100
TTVF200WE-100	192868-000	Continuous	50.8	2.000	30.48	100
TTVF200YW-100	097370-000	Continuous	50.8	2.000	30.48	100
TTVF300WE-100	741048-000	Continuous	76.2	3.000	30.48	100
TTVF300YW-100	018298-000	Continuous	76.2	3.000	30.48	100
TTVF400WE-100	096394-000	Continuous	101.6	4.000	30.48	100
TTVF400YW-100	985382-000	Continuous	101.6	4.000	30.48	100

* = minimum quantity per roll

ORDERING INFORMATION - DIE-CUT LABELS

Ordering Description	Part Number	Quantity per Roll*	Label Width		Label Height	
			mm	Inches	mm	Inches
TTVF065020WE10	F86631-000	10,000	16.5	0.650	5.1	0.200
TTVF075025WE10	940010-000	10,000	19.1	0.750	6.4	0.250
TTVF1079YW1	CN8604-000	1,000	25.4	1.000	200.7	7.900
TTVF1529WE2.5	D46169-000	2,500	38.1	1.500	73.7	2.900
TTVF1529YW2.5-U	CN3653-000	2,500	38.1	1.500	73.7	2.900
TTVF1679YW1	CN3657-000	1,000	40.6	1.600	200.7	7.900
TTVF3015WE1	A36576-000	1,000	76.2	3.000	38.1	1.500
TTVF3015YW1	C04633-000	1,000	76.2	3.000	38.1	1.500
TTVF6004YW2.5	CN3664-000	2,500	152.4	6.000	10.2	0.400

* = minimum quantity per roll

Identification Solutions

Wire and Cable Identification

PVF

White Polyvinylfluoride Flagging Labels

PVF is a thermal transfer printable polyvinylfluoride film with a permanent acrylic adhesive, designed for wire and cable marking and other general labelling applications that require the “self-extinguishing” properties of polyvinylfluoride. It is ideal in a variety of harsh physical and chemical environments; resists water, oil, cleaning agents and oil based solvents; and filters ultraviolet light.

FEATURES AND BENEFITS

- Thermal transfer printable
- Ideal for wire and cable marking
- Self-extinguishing adhesive
- Resistant to a variety of solvents

INDUSTRY



ORDERING DESCRIPTION SYSTEM



Temperature Rating

Operating Temperature range -40°C to 107°C
(-40°F to 225°F)

Label Thickness

85µm (0.0030")

Adhesive

Permanent Pressure Sensitive Acrylic Adhesive

Specifications and Approvals

ASTM D1000-76
AS-81531
MIL-STD-202 Method 215
MIL STD 833C
UL94 VTM-1
BMS 13-47

Recommended Hardware and Software

Printer: T200-IDENT / TE3112 / TE3124
Ribbon: 13300-3300-10
Software: WinTotal v6 or PrintEasy v5

For More information

Technical Datasheet: TTDS-138

Identification Solutions

Wire and Cable Identification

ORDERING INFORMATION

Ordering Description	Part Number	Quantity per Roll*	Labels Across	Label Width		Label Height	
				mm	Inches	mm	Inches
PVF-127127-10-9	C73760-000	10,000	5	12.7	0.500	12.7	0.500
PVF-165051-25-9	C51397-000	25,000	4	16.5	0.650	5.1	0.200
PVF-191762-5-9	C08197-000	5,000	3	19.1	0.750	76.2	3.000
PVF-203127-10-9	D57379-000	10,000	4	20.3	0.800	12.7	0.500
PVF-229064-10-9	D68223-000	10,000	3	22.9	0.900	6.4	0.250
PVF-254045-10-9	A41193-000	10,000	3	25.4	1.000	4.5	0.180
PVF-254127-10-9	A03632-000	10,000	3	25.4	1.000	12.7	0.500
PVF-318097-10-9	A71181-000	10,000	1	31.8	1.250	9.7	0.380
PVF-508254-5-9	A37983-000	5,000	1	50.8	2.000	25.4	1.000
PVF-762127-1-9	C18146-000	1,000	1	76.2	3.000	12.7	0.500
PVF-762381-2.5-9	C57257-000	2,500	1	76.2	3.000	38.1	1.500
PVF-762508-2.5-9	F28486-000	2,500	1	76.2	3.000	50.8	2.000
PVF-101635-2.5-9	E04175-000	2,500	1	101.6	4.000	63.5	2.500

* = minimum quantity per roll

Identification Solutions

Wire and Cable Identification

NPVF

Polyvinylfluoride Colour Coding Flagging Tape and Labels

NPVF is a non-printable polyvinylfluoride film for use as a wire bundle or cable wrap-around marker, particularly colour coding and bundling/fixing applications in harness production. Ideal in a variety of harsh physical and chemical environments, especially aerospace and military applications.

NPVF is supplied in continuous tape format, with a pressure sensitive acrylic adhesive.

FEATURES AND BENEFITS

- Non-printable
- Excellent conformability to round, irregular and flexible surfaces
- Withstands exposure to oil, solvents and water
- Ideal for harsh physical and chemical environments where UV and weather resistance is needed
- Superior resistance to water, oil, conventional cleaning agents, oil based solvents
- High degree of resistance to aging

INDUSTRY



Temperature Rating

Operating Temperature range -40°C to 107°C
(-40°F to 225°F)

Label Thickness

85µm (0.0030")

Adhesive

Permanent Pressure Sensitive Acrylic Adhesive

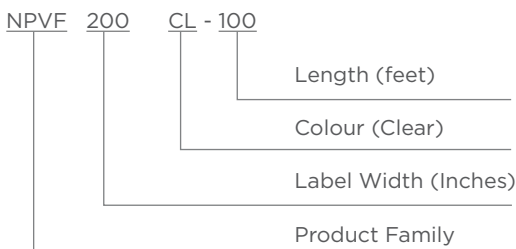
Specifications and Approvals

ASTM D1000-76
MIL STD 833C
DMS 23529
BMS 13-47
UL94 VTM-1

For More information

Technical Datasheet: TTDS-004

ORDERING DESCRIPTION SYSTEM



ORDERING INFORMATION - CONTINUOUS LABELS

Ordering Description	Part Number	Quantity per Roll*	Label Width		Label Length	
			mm	Inches	Meters	Feet
NPVF050WE-100	667610-000	Continuous	12.7	0.500	30.48	100
NPVF050YW-100	583910-000	Continuous	12.7	0.500	30.48	100
NPVF150CL-100	F48039-001	Continuous	38.1	1.500	30.48	100
NPVF200CL-100	A86569-000	Continuous	50.8	2.000	30.48	100
NPVF300CL-100	A32719-000	Continuous	76.2	3.000	30.48	100
NPVF400CL-100	C45958-000	Continuous	101.6	4.000	30.48	100

* = minimum quantity per roll

Identification Solutions

Wire and Cable Identification

VF

Tedlar® Clear Overlamination Labels

VF is a non-printable, aerospace grade, clear polyvinylfluoride film designed for use as an overlaminate to provide additional protection for labels where resistance to UV light and weathering is necessary. Adds further protection from chemicals, solvents, abrasion, heat and moisture.

FEATURES AND BENEFITS

- Non-printable
- Self extinguishing as to UL94 VTM-1
- Excellent conformability to round, irregular and flexible surfaces
- Resistant to water, oil, cleaning agents and solvents
- Ideal for harsh physical and chemical environments where UV and weather resistance is needed
- Designed to be used as an over-laminate to further protect

INDUSTRY



ORDERING DESCRIPTION SYSTEM



Temperature Rating
 Operating Temperature range -40°C to +107°C (-40°F to 225°F)

Label Thickness
 45µm (0.0020")

Adhesive
 Permanent Pressure Sensitive Acrylic Adhesive

Specifications and Approvals
 ASTM D1000-76
 MIL STD 833C
 MIL M 87958
 UL94 VTM-1
 BMS 13-47

For More information
 Technical Datasheet: TTDS-006

ORDERING INFORMATION

Ordering Description	Part Number	Quantity per Roll*	Labels Across	Label Width		Label Height	
				mm	Inches	mm	Inches
VF-699254-5-X	E04850-000	5,000	1	69.9	2.750	25.4	1.000
VF-762508-2.5-X	A80073-000	2,500	1	76.2	3.000	50.8	2.000

* = minimum quantity per roll

Identification Solutions

Wire and Cable Identification

NC

Nylon Cloth Flagging Labels

NC is a thermal transfer printable, flexible nylon cloth with a permanent acrylic adhesive, designed for application to irregular surfaces where conformability is required. It is ideal for wire marking and other round or flexible surfaces such as cables and tubing.

NC is not recommended for outdoor use or immersion in liquid.

FEATURES AND BENEFITS

- Thermal transfer printable
- Surface coating applied to enhance ink receptivity
- Excellent conformability to round, irregular and flexible surfaces
- Nylon cloth is highly durable

INDUSTRY



Temperature Rating

Operating Temperature range -40°C to 145°C
(-40°F to 293°F)

Label Thickness

178µm (0.0070")

Adhesive

Permanent Acrylic Adhesive

Specifications and Approvals

MIL-STD-202 Method 215
MIL-M-81531

Recommended Hardware and Software

Printer: T200-IDENT / TE3112 / TE3124
Ribbon: 13300-0607-10
Software: WinTotal v6 or PrintEasy V5

For More information

Technical Datasheet: TTDS-051

ORDERING DESCRIPTION SYSTEM



Identification Solutions

Wire and Cable Identification

ORDERING INFORMATION

Ordering Description	Part Number	Quantity per Roll*	Labels Across	Label Width		Label Height	
				mm	Inches	mm	Inches
NC-064064-25-9	C07210-000	25,000	12	6.4	0.250	6.4	0.250
NC-076191-10-9	A61135-000	10,000	8	7.6	0.300	19.1	0.750
NC-095095-10-9	C63712-000	10,000	7	9.5	0.375	9.5	0.375
NC-127127-10-9	F14268-000	10,000	5	12.7	0.500	12.7	0.500
NC-165051-25-9	D87475-000	25,000	4	16.5	0.650	5.1	0.200
NC-191064-10-9	C32547-000	10,000	4	19.1	0.750	6.4	0.250
NC-191762-5-9	C78190-000	5,000	3	19.1	0.750	76.2	3.000
NC-229064-10-9	F08409-000	10,000	3	22.9	0.900	6.4	0.250
NC-250381-10-9	A41119-000	10,000	4	25.0	0.984	38.1	1.500
NC-254064-10-9	A63636-000	10,000	3	25.4	1.000	6.4	0.250
NC-254097-10-9	F31612-000	10,000	3	25.4	1.000	9.7	0.382
NC-254127-10-9	D01443-000	10,000	3	25.4	1.000	12.7	0.500
NC-254254-10-9	E14195-000	10,000	3	25.4	1.000	25.4	1.000
NC-318064-10-9	A87957-000	10,000	1	31.8	1.250	6.4	0.250
NC-381064-10-9	D21432-000	10,000	1	38.1	1.500	6.4	0.250
NC-381064-10-S1-9	A87942-000	10,000	1	38.1	1.500	6.4	0.250
NC-381127-5-9	D64036-000	5,000	2	38.1	1.500	12.7	0.500
NC-381381-2.5-9	D37349-000	2,500	2	38.1	1.500	38.1	1.500
NC-445102-5-9	A21141-000	5,000	1	44.5	1.750	10.2	0.402
NC-508064-10-9	A33676-000	10,000	1	50.8	2.000	6.4	0.250
NC-508095-5-9	508710-000	5,000	1	50.8	2.000	9.5	0.375
NC-508127-5-9	F28482-000	5,000	1	50.8	2.000	12.7	0.500

* = minimum quantity per roll

MP

Metalized Polyester Labels

MP is a thermal transfer printable metalized polyester film with a permanent acrylic adhesive, designed for rating plates and general purpose applications that require a metal look, such as nameplates, equipment labels, detailed product information labels and serial number plates. MP is resistant to a variety of industrial solvents while maintaining excellent print quality. This product is UL listed.

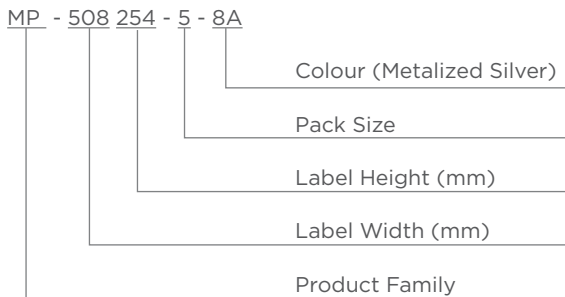
FEATURES AND BENEFITS

- Thermal transfer printable
- UL Recognised
- Metalized appearance/ satin silver effect
- Specially designed ink receptive top coat to improve mark permanence
- Highly durable general purpose label
- Ideal for rating plate applications
- Suitable for applications exposed to chemicals

INDUSTRY



ORDERING DESCRIPTION SYSTEM



Temperature Rating

Operating Temperature range -40°C to 150°C
(-40°F to 302°F)

Label Thickness

72µm (0.0028")

Adhesive

Permanent Acrylic Adhesive

Specifications and Approvals

SAE AS 4952
MIL-STD-202 Method 215
FTM 1
UL969 PGJ12 MH17292
UL969 PGJ18 MH17292 (Canadian)

Recommended Hardware and Software

Printer: T200-IDENT / TE3112 / TE3124
Ribbon: 1330-0607-10
Software: WinTotal v6 or PrintEasy v5

For More information

Technical Datasheet: TTDS-074

ORDERING INFORMATION

Ordering Description	Part Number	Quantity per Roll*	Labels Across	Label Width		Label Height	
				mm	Inches	mm	Inches
MP-064064-25-8A	D31494-000	25,000	12	6.4	0.250	6.4	0.250
MP-089047-10-8A	F07566-000	10,000	5	8.9	0.350	4.7	0.185
MP-095080-25-8A	E47409-000	25,000	5	9.5	0.375	8.0	0.315
MP-095095-10-8A	A41179-000	10,000	7	9.5	0.375	9.5	0.375
MP-127111-10-8A	E67479-000	10,000	5	12.7	0.500	11.1	0.437
MP-165051-25-8A	E21509-000	25,000	4	16.5	0.650	5.1	0.200

* = minimum quantity per roll

Identification Solutions

Industrial Labels

Ordering Description	Part Number	Quantity per Roll*	Labels Across	Label Width		Label Height	
				mm	Inches	mm	Inches
MP-165102-10-8A	C48138-000	10,000	5	16.5	0.650	10.2	0.400
MP-171171-10-8A	A03659-000	10,000	5	17.1	0.674	17.1	0.674
MP-178095-10-8A	E21530-000	10,000	4	17.8	0.700	9.5	0.375
MP-191064-10-8A	F78472-000	10,000	4	19.1	0.750	6.4	0.250
MP-191114-15-8A	F38449-000	15,000	3	19.1	0.750	11.4	0.450
MP-203127-10-8A	F27584-000	10,000	4	20.3	0.800	12.7	0.500
MP-208086-5-8A	C13738-000	5,000	3	20.8	0.812	8.6	0.339
MP-229064-10-8A	C03798-000	10,000	3	22.9	0.900	6.4	0.250
MP-254064-10-8A	A83632-000	10,000	3	25.4	1.000	6.4	0.250
MP-254097-10-8A	E64189-000	10,000	3	25.4	1.000	9.7	0.380
MP-254127-10-8A	C91325-000	10,000	3	25.4	1.000	12.7	0.500
MP-254254-10-8A	D54061-000	10,000	3	25.4	1.000	25.4	1.000
MP-305047-10-8A	E54104-000	10,000	2	30.5	1.200	4.7	0.185
MP-318064-10-8A	C08172-000	10,000	1	31.8	1.250	6.4	0.250
MP-318097-10-8A	E64177-000	10,000	1	38.1	1.500	9.7	0.380
MP-381064-10-8A	A37084-000	10,000	1	38.1	1.500	6.4	0.250
MP-381127-5-8A	C57207-000	5,000	2	38.1	1.500	12.7	0.500
MP-381191-5-8A	F27596-000	5,000	2	38.1	1.500	19.1	0.750
MP-381381-2.5-8A	F14221-000	2,500	2	38.1	1.500	38.1	1.500
MP-406254-1.5-8A	F57507-000	1,500	2	40.6	1.600	25.4	1.000
MP-445064-10-8A	E57460-000	10,000	1	44.5	1.750	6.4	0.250
MP-445102-5-8A	C11378-000	5,000	1	44.5	1.750	10.2	0.400
MP-445445-2-8A	E67401-000	2,000	1	44.5	1.750	44.5	1.750
MP-478175-5-8A	A97971-000	5,000	1	47.8	1.875	17.5	0.690
MP-508064-10-8A	D28245-000	10,000	1	50.8	2.000	6.4	0.250
MP-508095-5-8A	A07908-000	5,000	1	50.8	2.000	9.5	0.375
MP-508127-5-8A	D17374-000	5,000	1	50.8	2.000	12.7	0.500
MP-508254-5-8A	F07599-000	5,000	1	50.8	2.000	25.4	1.000
MP-508318-2.5-8A	A91162-000	2,500	1	50.8	2.000	31.8	1.250
MP-508508-3-8A	C93791-000	3,000	1	50.8	2.000	50.8	2.000
MP-523841-1.5-8A	A97040-000	1,500	1	52.3	2.060	84.1	3.310
MP-610419-2.5-8A	F14201-000	2,500	1	61.0	2.400	41.9	1.650
MP-699191-5-8A	D17361-000	5,000	1	69.9	2.750	19.1	0.750
MP-699254-5-8A	F27528-000	5,000	1	69.9	2.750	25.4	1.000
MP-762127-1-8A	F08497-000	1,000	1	76.2	3.000	12.7	0.500
MP-762381-2.5-8A	E41599-000	2,500	1	76.2	3.000	38.1	1.500
MP-762508-2.5-8A	E44791-000	2,500	1	76.2	3.000	50.8	2.000
MP-101508-2.5-8A	F67510-000	2,500	1	101.6	4.000	50.8	2.000
MP-101635-2.5-8A	A43619-000	2,500	1	101.6	4.000	63.5	2.500
MP-101762-1.8-8A	C11286-000	1,800	1	101.6	4.000	76.2	3.000
MP-101101-1.3-8A	D21452-000	1,300	1	101.6	4.000	101.6	4.000

* = minimum quantity per roll

WP

White Polyester Labels

WP is a thermal transfer printable white polyester film with a permanent acrylic adhesive. It is ideal for bar coding, PCB and component labelling, as well as general purpose labelling applications that require a high durability white label. WP is resistant to a variety of solvents while maintaining print quality.

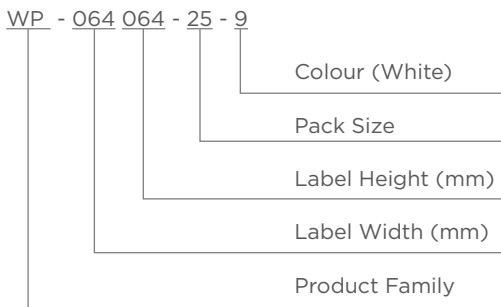
FEATURES AND BENEFITS

- Thermal transfer printable
- UL Recognised
- Specially designed ink receptive top coat to improve mark permanence
- Excellent for use in post soldering PCB component labelling
- Excellent for bar code applications
- Excellent chemical resistance

INDUSTRY



ORDERING DESCRIPTION SYSTEM



Temperature Rating

Operating Temperature range: -40°C to 150°C
(-40°F to 302°F)

Label Thickness

72µm (0.0028")

Adhesive

Permanent Acrylic Adhesive

Specifications and Approvals

SAE AS 4952
MIL-STD-202 Method 215
FTM 1
UL969 PGJ2 MH17292
UL969 PGJ8 MH17292 (Canadian)

Recommended Hardware and Software

Printer: T200-IDENT / TE3112 / TE3124
Ribbon: 1330-0607-10
Software: WinTotal v6 or PrintEasy v5

For More information

Technical Datasheet: TTDS-073

ORDERING INFORMATION

Ordering Description	Part Number	Quantity per Roll*	Labels Across	Label Width		Label Height	
				mm	Inches	mm	Inches
WP-040040-25-9	F48442-000	25,000	20	4.0	0.157	4.0	0.157
WP-064064-25-9	A77951-000	25,000	12	6.4	0.250	6.4	0.250
WP-080080-10-9	D98236-000	10,000	8	8.0	0.315	8.0	0.315
WP-089047-10-9	C58158-000	10,000	5	8.9	0.350	4.7	0.185
WP-095095-10-9	E07470-000	10,000	7	9.5	0.375	9.5	0.375
WP-114040-25-9	D71481-000	25,000	6	11.4	0.450	4.0	0.157
WP-127032-10-9	C27213-000	10,000	5	12.7	0.500	3.2	0.125
WP-127064-10-9	E99087-000	10,000	5	12.7	0.500	6.4	0.250
WP-127111-10-9	A57019-000	10,000	5	12.7	0.500	11.1	0.437

* = minimum quantity per roll

Identification Solutions

Industrial Labels

Ordering Description	Part Number	Quantity per Roll*	Labels Across	Label Width		Label Height	
WP-127127-10-9	E77497-000	10,000	5	12.7	0.500	12.7	0.500
WP-165051-25-9	A57045-000	25,000	4	16.5	0.650	5.1	0.200
WP-165102-10-9	A97023-000	10,000	5	16.5	0.650	10.2	0.400
WP-171171-10-9	F77590-000	10,000	5	17.1	0.674	17.1	0.674
WP-178095-10-9	E91557-000	10,000	4	17.8	0.700	9.5	0.375
WP-191064-10-9	F01667-000	10,000	4	19.1	0.750	6.4	0.250
WP-191114-15-9	F77516-000	15,000	3	19.1	0.750	11.4	0.450
WP-203127-10-9	E68336-000	10,000	4	20.3	0.800	12.7	0.500
WP-229064-10-9	F71606-000	10,000	3	22.9	0.900	6.4	0.250
WP-254064-10-9	C31369-000	10,000	3	25.4	1.000	6.4	0.250
WP-254097-10-9	D24019-000	10,000	3	25.4	1.000	9.7	0.380
WP-254127-10-9	D01460-000	10,000	3	25.4	1.000	12.7	0.500
WP-254254-10-9	A43626-000	10,000	3	25.4	1.000	25.4	1.000
WP-305047-10-9	E58363-000	10,000	2	30.5	1.200	4.7	0.185
WP-318064-10-9	D41432-000	10,000	1	31.8	1.250	6.4	0.250
WP-318097-10-9	A51165-000	10,000	1	31.8	1.250	9.7	0.380
WP-381064-10-9	C17298-000	10,000	1	38.1	1.500	6.4	0.250
WP-381127-5-9	C28108-000	5,000	2	38.1	1.500	12.7	0.500
WP-381191-5-9	F77529-000	5,000	2	38.1	1.500	19.1	0.750
WP-381381-2.5-9	A07010-000	2,500	2	38.1	1.500	38.1	1.500
WP-406254-1.5-9	E71523-000	1,500	2	40.6	1.600	25.4	1.000
WP-445064-10-9	A47982-000	10,000	1	44.5	1.750	6.4	0.250
WP-445102-5-9	D24083-000	5,000	1	44.5	1.750	10.2	0.400
WP-445445-2-9	E81542-000	2,000	1	44.5	1.750	44.5	1.750
WP-478175-5-9	E98371-000	5,000	1	47.8	1.880	17.5	0.690
WP-508064-10-9	A67027-000	10,000	1	50.8	2.000	6.4	0.250
WP-508095-5-9	C83714-000	5,000	1	50.8	2.000	9.5	0.375
WP-508127-5-9	F74262-000	5,000	1	50.8	2.000	12.7	0.500
WP-508254-5-9	E74142-000	5,000	1	50.8	2.000	25.4	1.000
WP-508318-2.5-9	A77997-000	2,500	1	50.8	2.000	31.8	1.250
WP-508508-3-9	D31439-000	3,000	1	50.8	2.000	50.8	2.000
WP-610419-2.5-9	D67366-000	2,500	1	61.0	2.400	41.9	1.650
WP-699191-5-9	D81438-000	5,000	1	69.9	2.750	19.1	0.750
WP-699254-5-9	E68365-000	5,000	1	69.9	2.750	25.4	1.000
WP-762127-1-9	C17288-000	1,000	1	76.2	3.000	12.7	0.500
WP-762381-2.5-9	D91401-000	2,500	1	76.2	3.000	38.1	1.500
WP-762508-2.5-9	F97088-000	2,500	1	76.2	3.000	50.8	2.000
WP-101508-2.5-9	A71160-000	2,500	1	101.6	4.000	50.8	2.000
WP-101635-2.5-9	C11336-000	2,500	1	101.6	4.000	63.5	2.500
WP-101762-1.8-9	F34217-000	1,800	1	101.6	4.000	76.2	3.000
WP-101101-1.3-9	D54063-000	1,300	1	101.6	4.000	101.6	4.000
WP-101165-0.85-9	D74058-000	850	1	101.6	4.000	165.1	6.500

* = minimum quantity per roll

HM

High Tack Metalized Polyester Labels

HM is a thermal transfer printable metalized polyester film with a high tack permanent acrylic adhesive, designed for application to rough surfaces or where increased adhesion is required, and applications that require a metal look such as rating plates and electrical facilities and devices. The high tack adhesion of HM will bond to the most demanding surfaces, including textured and contoured surfaces.

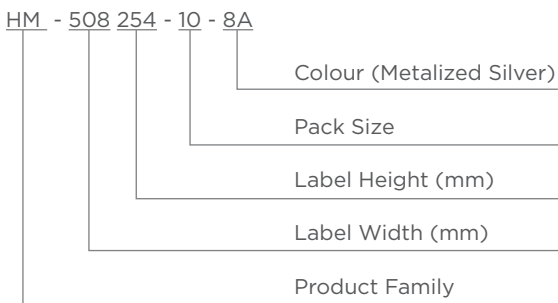
FEATURES AND BENEFITS

- Thermal transfer printable
- UL Recognised
- Self extinguishing to UL94 VTM-2
- Aggressive adhesive for textured and powdered surfaces
- Low surface energy properties
- Suitable for applications exposed to chemicals

INDUSTRY



ORDERING DESCRIPTION SYSTEM



Temperature Rating

Operating Temperature range -40°C to 150°C
(-40°F to 302°F)

Label Thickness

97µm (0.0038")

Adhesive

High Tack Acrylic Adhesive

Specifications and Approvals

ASTM-D-3330
AS-81531
UL969 PGJ12 MH17292
UL969 PGJ18 MH17292 (Canada)
UL94 rating 94 VTM-2

Recommended Hardware and Software

Printer: T200-IDENT / TE3112 / TE3124
Ribbon: 1330-0607-10
Software: WinTotal v6 or PrintEasy v5

For More information

Technical Datasheet: TTDS-075

ORDERING INFORMATION

Ordering Description	Part Number	Quantity per Roll*	Labels Across	Label Width		Label Height	
				mm	Inches	mm	Inches
HM-127111-10-8A	D98219-000	10,000	5	12.7	0.500	11.1	0.437
HM-127127-10-8A	E61552-000	10,000	5	12.7	0.500	12.7	0.500
HM-165102-10-8A	D31428-000	10,000	5	16.5	0.650	10.2	0.400
HM-171171-10-8A	C67272-000	10,000	5	17.1	0.674	17.1	0.674
HM-191064-10-8A	E88375-000	10,000	4	19.1	0.750	6.4	0.250
HM-191114-15-8A	F97535-000	15,000	3	19.1	0.750	11.4	0.450
HM-254045-10-8A	E61536-000	10,000	3	25.4	1.000	4.5	0.180
HM-254064-10-8A	C67226-000	10,000	3	25.4	1.000	6.4	0.250
HM-254097-10-8A	A07970-000	10,000	3	25.4	1.000	9.7	0.380
HM-254127-10-8A	D34032-000	10,000	3	25.4	1.000	12.7	0.500
HM-318064-10-8A	C58142-000	10,000	1	31.8	1.250	6.4	0.250
HM-318097-10-8A	C03741-000	10,000	1	31.8	1.250	9.7	0.380
HM-381064-10-8A	E28349-000	10,000	1	38.1	1.500	6.4	0.250
HM-381127-5-8A	E11515-000	5,000	2	38.1	1.500	12.7	0.500
HM-381191-5-8A	C37234-000	5,000	2	38.1	1.500	19.1	0.750
HM-381381-2.5-8A	C31398-000	2,500	2	38.1	1.500	38.1	1.500
HM-381635-5-8A	F84217-000	5,000	2	38.1	1.500	63.5	2.500
HM-406254-1.5-8A	F37510-000	1,500	2	40.6	1.600	25.4	1.000
HM-445102-5-8A	C78143-000	5,000	1	44.5	1.750	10.2	0.400
HM-508064-10-8A	D27373-000	10,000	1	50.8	2.000	6.4	0.250
HM-508095-5-8A	C73719-000	5,000	1	50.8	2.000	9.5	0.375
HM-508127-5-8A	F24221-000	5,000	1	50.8	2.000	12.7	0.500
HM-508254-5-8A	C21303-000	5,000	1	50.8	2.000	25.4	1.000
HM-508318-2.5-8A	C78183-000	2,500	1	50.8	2.000	31.8	1.250
HM-508508-3-8A	A67080-000	3,000	1	50.8	2.000	50.8	2.000
HM-523841-1.5-8A	F28451-000	1,500	1	52.3	2.060	84.1	3.310
HM-610419-2.5-8A	C31367-000	2,500	1	61.0	2.400	41.9	1.650
HM-699191-5-8A	F37539-000	5,000	1	69.9	2.750	19.1	0.750
HM-699254-5-8A	E24103-000	5,000	1	69.9	2.750	25.4	1.000
HM-762127-1-8A	A83643-000	1,000	1	76.2	3.000	12.7	0.500
HM-762381-2.5-8A	A41129-000	2,500	1	76.2	3.000	38.1	1.500
HM-762508-2.5-8A	A37049-000	2,500	1	76.2	3.000	50.8	2.000
HM-101508-2.5-8A	E27436-000	2,500	1	101.6	4.000	50.8	2.000
HM-101635-2.5-8A	C53715-000	2,500	1	101.6	4.000	63.5	2.500
HM-101762-1.8-8A	D28297-000	1,800	1	101.6	4.000	76.2	3.000
HM-101101-1.3-8A	C11320-000	1,300	1	101.6	4.000	101.6	4.000

* = minimum quantity per roll

HW

High Tack White Polyester Labels

HW is a thermal transfer printable white polyester film with a high tack permanent acrylic adhesive. Designed for application to rough surfaces or where increased adhesion is required, HW is also excellent for bar-coding, electronic PCB, component and general labelling applications. The high tack adhesion of HW will bond to the most demanding surfaces, including textured and contoured surfaces.

FEATURES AND BENEFITS

- Thermal transfer printable
- UL Recognised
- Self extinguishing to UL94 VTM-2
- Aggressive adhesive for textured and powdered surfaces
- Excellent for bar-coding, component labelling and general labelling applications
- Suitable for applications exposed to chemicals

INDUSTRY



Temperature Rating

Operating Temperature range -40°C to 150°C
(-40°F to 302°F)

Label Thickness

97µm (0.0038")

Adhesive

High Tack Permanent Acrylic Adhesive

Specifications and Approvals

ASTM-D-3330
AS-81531
UL94 VTM-2
UL969 PGJ12 MH17292
UL969 PGJ18 MH17292 (Canada)

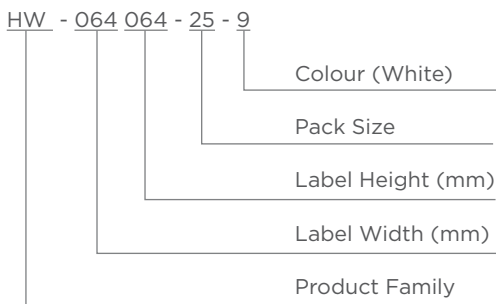
Recommended Hardware and Software

Printer: T200-IDENT / TE3112 / TE3124
Ribbon: 1330-0607-10
Software: WinTotal v6 or PrintEasy v5

For More information

Technical Datasheet: TTDS-076

ORDERING DESCRIPTION SYSTEM



ORDERING INFORMATION

Ordering Description	Part Number	Quantity per Roll*	Labels Across	Label Width		Label Height	
				mm	Inches	mm	Inches
HW-040040-25-9	A67916-000	25,000	20	4.0	0.157	4.0	0.157
HW-064064-25-9	A63692-000	25,000	12	6.4	0.250	6.4	0.250
HW-080080-10-9	E57414-000	10,000	8	8.0	0.315	8.0	0.315
HW-095080-25-9	F34216-000	25,000	5	9.5	0.375	8.0	0.315
HW-095095-10-9	D11430-000	10,000	7	9.5	0.375	9.5	0.375

* = minimum quantity per roll

Identification Solutions

Industrial Labels

Ordering Description	Part Number	Quantity per Roll*	Labels Across	Label Width		Label Height	
				mm	Inches	mm	Inches
HW-127111-10-9	E67432-000	10,000	5	12.7	0.500	11.1	0.437
HW-127127-10-9	E14158-000	10,000	5	12.7	0.500	12.7	0.500
HW-165051-25-9	D07321-000	25,000	4	16.5	0.650	5.1	0.200
HW-165102-10-9	C08180-000	10,000	5	16.5	0.650	10.2	0.400
HW-171171-10-9	D97350-000	10,000	5	17.1	0.674	17.1	0.674
HW-178095-10-9	F98468-000	10,000	4	17.8	0.700	9.5	0.375
HW-191064-10-9	D07339-000	10,000	4	19.1	0.750	6.4	0.250
HW-191114-15-9	D17391-000	15,000	3	19.1	0.750	11.4	0.450
HW-203127-10-9	A67975-000	10,000	4	20.3	0.800	12.7	0.500
HW-229064-10-9	E24145-000	10,000	3	22.9	0.900	6.4	0.250
HW-250381-10-9	D91480-000	10,000	3	25.0	0.984	38.1	1.500
HW-254045-10-9	A47011-000	10,000	3	25.4	1.000	4.5	0.180
HW-254064-10-9	E14144-000	10,000	3	25.4	1.000	6.4	0.250
HW-254097-10-9	A87985-000	10,000	3	25.4	1.000	9.7	0.380
HW-254127-10-9	F17521-000	10,000	3	25.4	1.000	12.7	0.500
HW-254254-10-9	A23630-000	10,000	3	25.4	1.000	25.4	1.000
HW-318064-10-9	F38432-000	10,000	1	31.8	1.250	6.4	0.250
HW-318097-10-9	F61662-000	10,000	1	31.8	1.250	9.7	0.380
HW-381064-10-9	D88272-000	10,000	2	38.1	1.500	6.4	0.250
HW-381127-5-9	F17576-000	5,000	2	38.1	1.500	12.7	0.500
HW-381191-5-9	F67507-000	5,000	2	38.1	1.500	19.1	0.750
HW-406254-1.5-9	A73615-000	1,500	2	40.6	1.600	25.4	1.000
HW-445064-10-9	D84043-000	10,000	1	44.5	1.750	6.4	0.250
HW-445102-5-9	C68151-000	5,000	1	44.5	1.750	10.2	0.400
HW-445445-2-9	A33604-000	2,000	1	44.5	1.750	44.5	1.750
HW-478175-5-9	E94108-000	5,000	1	47.8	1.750	17.5	0.690
HW-508064-10-9	F14225-000	10,000	1	50.8	2.000	6.4	0.250
HW-508095-5-9	E87437-000	5,000	1	50.8	2.000	9.5	0.375
HW-508127-5-9	F41698-000	5,000	1	50.8	2.000	12.7	0.500
HW-508254-5-9	E07443-000	5,000	1	50.8	2.000	25.4	1.000
HW-508318-2.5-9	D67337-000	2,500	1	50.8	2.000	31.8	1.250
HW-508508-3-9	D27322-000	3,000	1	50.8	2.000	50.8	2.000
HW-610419-2.5-9	F38411-000	2,500	1	61.0	2.400	41.9	1.650
HW-699191-5-9	E88398-000	5,000	1	69.9	2.750	19.1	0.750
HW-699254-5-9	E97411-000	5,000	1	69.9	2.750	25.4	1.000
HW-762127-1-9	C01371-000	1,000	1	76.2	3.000	12.7	0.500
HW-762381-2.5-9	C17270-000	2,500	1	76.2	3.000	38.1	1.500
HW-762508-2.5-9	C58122-000	2,500	1	76.2	3.000	50.8	2.000
HW-101508-2.5-9	F78410-000	2,500	1	101.6	4.000	50.8	2.000
HW-101762-1.8-9	D67330-000	1,800	1	101.6	4.000	76.2	3.000
HW-101101-1.3-9	A77045-000	1,300	1	101.6	4.000	101.6	4.000

* = minimum quantity per roll

HMM

High Tack Matte Metalized Polyester Labels

HMM is a high performance thermal transfer printable matte metalized polyester with an aggressive high tack permanent acrylic adhesive. Designed for applications such as rating plates and serial plates that require high adhesion to textured surfaces, metal low surface energy plastics and powder coated surfaces. The matte surface provides excellent mark permanence and the high tack adhesion of HMM labels will bond to the most demanding surfaces.

FEATURES AND BENEFITS

- Thermal transfer printable
- UL Recognised
- Aggressive adhesive for textured and powdered surfaces
- Low surface energy properties
- Ideal for rating plate applications
- Matte surface provides excellent mark permanence

INDUSTRY



ORDERING DESCRIPTION SYSTEM

HMM - 508 254 - 5 - 8A

Colour (Matte Metalized Silver)

Pack Size

Label Height (mm)

Label Width (mm)

Product Family

Temperature Rating

Operating Temperature range -40°C to 150°C
(-40°F to 302°F)

Label Thickness

107µm (0.0042")

Adhesive

High Tack Acrylic Adhesive

Specifications and Approvals

ASTM-D2979
UL969 PGJ12 MH17292

Recommended Hardware and Software

Printer: T200-IDENT / TE3112 / TE3124
Ribbon: 1330-0607-10
Software: WinTotal v6 or PrintEasy v5

For More information

Technical Datasheet: TTDS-118

ORDERING INFORMATION

Ordering Description	Part Number	Quantity per Roll*	Labels Across	Label Width		Label Height	
				mm	Inches	mm	Inches
HMM-095095-10-8A	F91703-000	10,000	7	9.5	0.375	9.5	0.375
HMM-191064-10-8A	C64994-000	10,000	4	19.1	0.750	6.4	0.250
HMM-254097-10-8A	C55674-000	10,000	3	25.4	1.000	9.7	0.380
HMM-254127-10-8A	E48806-000	10,000	3	25.4	1.000	12.7	0.500
HMM-254254-10-8A	D37240-000	10,000	3	25.4	1.000	25.4	1.000
HMM-381064-10-8A	C63185-000	10,000	1	38.1	1.500	6.4	0.250
HMM-381127-5-8A	C18083-000	5,000	2	38.1	1.500	12.7	0.500
HMM-381191-5-8A	D14468-000	5,000	2	38.1	1.500	19.1	0.750
HMM-406254-1.5-8A	D11215-000	1,500	2	40.6	1.600	25.4	1.000
HMM-508064-10-8A	F96395-000	10,000	1	50.8	2.000	6.4	0.250
HMM-508127-5-8A	E81937-000	5,000	1	50.8	2.000	12.7	0.500
HMM-508254-5-8A	A52466-000	5,000	1	50.8	2.000	25.4	1.000
HMM-508318-2.5-8A	F77600-000	2,500	1	50.8	2.000	31.8	1.250
HMM-508508-3-8A	E94125-000	3,000	1	50.8	2.000	50.8	2.000
HMM-572241-5-8A	A18923-000	5,000	1	57.2	2.252	24.1	0.950
HMM-610419-2.5-8A	C52363-000	2,500	1	61.0	2.402	41.9	1.650
HMM-699254-5-8A	C16865-000	5,000	1	69.9	2.750	25.4	1.000
HMM-762254-5-8A	E56997-000	5,000	1	76.2	3.000	25.4	1.000
HMM-762381-2.5-8A	A46153-000	2,500	1	76.2	3.000	38.1	1.500
HMM-762508-2.5-8A	E42900-000	2,500	1	76.2	3.000	50.8	2.000
HMM-101635-2.5-8A	C44179-000	2,500	1	101.6	4.000	63.5	2.500
HMM-101762-1.8-8A	E15075-000	1,800	1	101.6	4.000	76.2	3.000
HMM-101101-1.3-8A	CP7415-000	1,300	1	101.6	4.000	101.6	4.000

* = minimum quantity per roll

WPCR

White Polyester Chemical Resistant Labels

WPCR is a thermal transfer printable matte white chemical resistant label with a permanent acrylic adhesive. Designed with a special chemical resistant top coat that 'locks in' thermal transfer print to ensure clear identification even in the most demanding environments. The chemical resistant matte top coat ensures excellent heat resistance and dimensional stability.

WPCR is excellent for bar coding and component labelling as well as general purpose labelling applications that require a high durability white label. Resistant to a variety of chemicals & solvents while maintaining print quality. The aggressive permanent acrylic adhesive and high tack, high shear characteristics of the WPCR labels can be used in a number of low surface energy applications for rating plates, rack and panel or labelling electronic device and equipment.

FEATURES AND BENEFITS

- Thermal transfer printable
- Excellent chemical resistance
- Resistant to abrasion
- Special top coat locks in thermal transfer printing without adding a laminate
- Excellent dimensional stability at elevated temperatures
- Ideal for use on rating plates, rack and panel

INDUSTRY



Temperature Rating

Operating Temperature range -40°C to 135°C
(-40°F to 275°F)

Label Thickness

90µm (0.0039")

Adhesive

Permanent Acrylic Adhesive

Specifications and Approvals

ASTM D 903
ASTM D 2979
MIL-STD-202 Method 215
MIL-M-81531

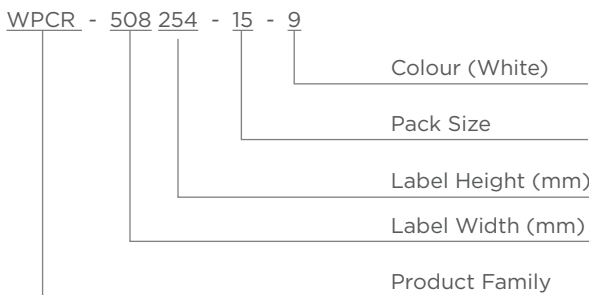
Recommended Hardware and Software

Printer: TE3112 / TE3124
Ribbon: 1966-RIBBON
Software: WinTotal v6 or PrintEasy V5

For More information

Technical Datasheet: TTDS-301

ORDERING DESCRIPTION SYSTEM



ORDERING INFORMATION

Ordering Description	Part Number	Quantity per Roll*	Labels Across	Label Width		Label Height	
				mm	Inches	mm	Inches
WPCR-127127-10-9	CT92083001	10,000	5	12.7	0.500	12.7	0.500
WPCR-191114-15-9	CT92093001	15,000	3	19.1	0.750	11.4	0.450
WPCR-254064-10-9	CT92103001	10,000	3	25.4	1.000	6.4	0.250
WPCR-254097-10-9	CT92113001	10,000	3	25.4	1.000	9.7	0.380
WPCR-254127-10-9	CT92123001	10,000	3	25.4	1.000	12.7	0.500
WPCR-381127-5-9	CT92133001	5,000	2	38.1	1.500	12.7	0.500
WPCR-381191-5-9	CT92143001	5,000	2	38.1	1.500	19.1	0.750
WPCR-508254-5-9	CT92153001	5,000	1	50.8	2.000	25.4	1.000
WPCR-508318-2.5-9	CT92163001	2,500	1	50.8	2.000	31.8	1.250
WPCR-508508-3-9	CT92173001	3,000	1	50.8	2.000	50.8	2.000
WPCR-610419-2.5-9	CT92183001	2,500	1	61.0	2.000	41.9	1.650
WPCR-699254-5-9	CT92193001	5,000	1	69.9	2.750	25.4	1.000
WPCR-762381-2.5-9	CT92203001	2,500	1	76.2	3.000	38.1	1.500
WPCR-762508-2.5-9	CT92213001	2,500	1	76.2	3.000	50.8	2.000
WPCR-101635-2.5-9	CT92063001	2,500	1	101.6	4.000	63.5	2.500
WPCR-101762-1.8-9	CT92073001	1,800	1	101.6	4.000	76.2	3.000
WPCR-101165-0.85-9	CT92043001	850	1	101.6	4.000	165.1	6.500

* = minimum quantity per roll

CP

Clear Polyester Labels

CP is a thermal transfer printable clear polyester label with a permanent acrylic adhesive. CP can be used as an over laminate to further protect printed labels from chemicals, solvents, abrasion, heat and moisture. Designed for rating plates, nameplates, equipment labels, serial number plates and general labelling applications that require a high durability transparent label.

FEATURES AND BENEFITS

- Thermal transfer printable
- Ideal for general labelling applications
- Usable for over-lamination
- Excellent adhesion to metal, painted metal, galvanised steel and plastic
- Resistant to chemicals, solvents, abrasion, heat and moisture
- Ideal for use on rating plates and nameplates
- Can be used as an over-laminate

INDUSTRY



ORDERING DESCRIPTION SYSTEM



Temperature Rating

Operating Temperature range -40°C to 150°C
(-40°F to 302°F)

Label Thickness

72µm (0.0024")

Adhesive

Permanent Acrylic Adhesive

Specifications and Approvals

MIL-STD-202 Method 215
MIL-AA-59485 test method MIL-P-38477A

Recommended Hardware and Software

Printer: T200-IDENT / TE3112 / TE3124
Ribbon: 1330-0607-10
Software: WinTotal v6 or PrintEasy V5

For More information

Technical Datasheet: TTDS-083

ORDERING INFORMATION

Ordering Description	Part Number	Quantity per Roll*	Labels Across	Label Width		Label Height	
				mm	Inches	mm	Inches
CP-165051-25-X	A47065-000	25,000	4	16.5	0.650	5.1	0.200
CP-165102-10-X	F27532-000	10,000	5	16.5	0.650	10.2	0.400
CP-191064-10-X	E91503-000	10,000	4	19.1	0.750	6.4	0.250
CP-229064-10-X	E74120-000	10,000	3	22.9	0.900	6.4	0.250
CP-254097-10-X	C43784-000	10,000	3	25.4	1.000	9.7	0.380
CP-254127-10-X	E37476-000	10,000	3	25.4	1.000	12.7	0.500
CP-254254-10-X	D71439-000	10,000	3	25.4	1.000	25.4	1.000
CP-381064-10-X	D17392-000	10,000	1	38.1	1.500	6.4	0.250
CP-381127-5-X	A47961-000	5,000	2	38.1	1.500	12.7	0.500
CP-381191-5-X	C53708-000	5,000	2	38.1	1.500	19.1	0.750
CP-406254-1.5-X	D97399-000	1,500	2	40.6	1.600	25.4	1.000
CP-508127-5-X	A21105-000	5,000	1	50.8	2.000	12.7	0.500
CP-508254-5-X	A27907-000	5,000	1	50.8	2.000	25.4	1.000
CP-508318-2.5-X	F41633-000	2,500	1	50.8	2.000	31.8	1.250
CP-699254-5-X	F81616-000	5,000	1	69.9	2.750	25.4	1.000
CP-762381-2.5-X	A67962-000	2,500	1	76.2	3.000	38.1	1.500
CP-101508-2.5-X	E08328-000	2,500	1	101.6	4.000	50.8	2.000
CP-101635-2.5-X	F97579-000	2,500	1	101.6	4.000	63.5	2.500

* = minimum quantity per roll

WV

High Tack White Vinyl Labels

WV is a thermal transfer printable, flexible white vinyl film with a permanent acrylic adhesive. It offers excellent conformability to round, irregular or flexible surfaces, and is ideal for wire and cable identification, including flat ribbon cables that are subject to repeated bending. WV is resistant to oil, mild solvents and water.

FEATURES AND BENEFITS

- Thermal transfer printable
- Ideal for general labelling applications
- Resistant to oil, mild solvents and water
- The adhesive bonds to most substrates including painted metals and low surface energy plastics such as polyethylene
- WV offers excellent conformability to round, irregular or flexible surfaces that are subject to repeated bending

INDUSTRY



ORDERING DESCRIPTION SYSTEM

WV - 381 127 - 10 - 9

Colour (White)

Pack Size

Label Height (mm)

Label Width (mm)

Product Family



Temperature Rating

Operating Temperature range -40°C to 80°C
(-40°F to 176°F)

Label Thickness

75µm (0.0030")

Adhesive

High Tack Permanent Acrylic Adhesive

Specifications and Approvals

Recommended Hardware and Software

Printer: T200-IDENT / TE3112 / TE3124

Ribbon: 1330-0607-10

Software: WinTotal v6 or PrintEasy V5

For More information

Technical Datasheet: TTDS-090

ORDERING INFORMATION

Ordering Description	Part Number	Quantity per Roll*	Labels Across	Label Width		Label Height	
				mm	Inches	mm	Inches
WV-089047-10-9	E97476-000	10,000	5	8.9	0.350	4.7	0.185
WV-165051-25-9	D28217-000	25,000	4	16.5	0.650	5.1	0.200
WV-165102-10-9	C37202-000	10,000	5	16.5	0.650	10.2	0.400
WV-178095-10-9	C81396-000	10,000	4	17.8	0.700	9.5	0.375
WV-229064-10-9	E28312-000	10,000	3	22.9	0.900	6.4	0.250
WV-254064-10-9	E31574-000	10,000	3	25.4	1.000	6.4	0.250
WV-254097-10-9	F71693-000	10,000	3	25.4	1.000	9.7	0.380
WV-254127-10-9	F78456-000	10,000	3	25.4	1.000	12.7	0.500
WV-254254-10-9	F98487-000	10,000	3	25.4	1.000	25.4	1.000
WV-318064-10-9	D21493-000	10,000	1	31.8	1.250	6.4	0.250
WV-381064-10-9	C11340-000	10,000	1	38.1	1.500	6.4	0.250
WV-381127-5-9	A57984-000	5,000	2	38.1	1.500	12.7	0.500
WV-381191-5-9	F51616-000	5,000	2	38.1	1.500	19.1	0.750
WV-445102-5-9	F77500-000	5,000	1	44.5	1.750	10.2	0.400
WV-445445-2-9	C93757-000	2,000	1	44.5	1.750	44.5	1.750
WV-508095-5-9	E34125-000	5,000	1	50.8	2.000	9.5	0.375
WV-508127-5-9	F01602-000	5,000	1	50.8	2.000	12.7	0.500
WV-508254-5-9	E91539-000	5,000	1	50.8	2.000	25.4	1.000
WV-610419-2.5-9	E68367-000	2,500	1	61.0	2.400	41.9	1.650
WV-699191-5-9	F51654-000	5,000	1	69.9	2.750	19.1	0.750
WV-699254-5-9	F71623-000	5,000	1	69.9	2.750	25.4	1.000
WV-762381-2.5-9	D17308-000	2,500	1	76.2	3.000	38.1	1.500
WV-762508-2.5-9	A31177-000	2,500	1	76.2	3.000	50.8	2.000
WV-101508-2.5-9	D87365-000	2,500	1	101.6	4.000	50.8	2.000
WV-101635-2.5-9	E87488-000	2,500	1	101.6	4.000	63.5	2.500

* = minimum quantity per roll

Identification Solutions

Industrial Labels

HPK

Matte White Polypropylene Panel Labels

HPK is a semi-rigid, heavy gauge polypropylene film with a permanent acrylic adhesive, designed to permanently identify control panel components and racks, as well as general labelling applications that require a high performance heavy gauge material. They offer excellent abrasion resistance, and adhere to most smooth surfaces including bare and painted metal.

FEATURES AND BENEFITS

- Thermal transfer printable
- Heavy gauge material
- Resistant to common fluids, lubricants and solvents
- Excellent resistance to abrasion
- Recommended for indoor use

INDUSTRY



Temperature Rating

Operating Temperature range -29°C to 80°C
(-20°F to 176°F)

Label Thickness

180µm (0.0071")

Adhesive

Pressure Sensitive Permanent Acrylic Adhesive

Specifications and Approvals

MIL-STD-202 Method 215

Recommended Hardware and Software

Printer: TE3112 / TE3124

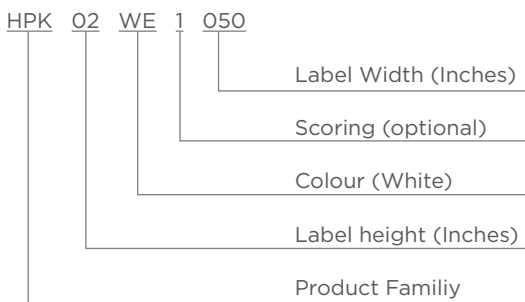
Ribbon: 1330-0607-10

Software: WinTotal v6 or PrintEasy v5

For More information

Technical Datasheet: TTDS-008

ORDERING DESCRIPTION SYSTEM



ORDERING INFORMATION

Ordering Description	Part Number	Quantity per Roll*	Labels across	Label Width		Label Length	
				mm	Inches	mm	Inches
HPK02WE1050	483818-000	1000	1	50.8	2.000	5.1	0.200
HPK04WE1050	535920-000	1000	1	50.8	2.000	10.2	0.400
HPK06WE1050	F55821-000	1000	1	50.8	2.000	15.2	0.600
HPK08WE1050	F13204-000	1000	1	50.8	2.000	20.3	0.800
HPK10WE1050	123634-000	1000	1	50.8	2.000	25.4	1.000

* = minimum quantity per roll

Identification Solutions

Industrial Labels

TTP

Continuous Polyester Label for Decals

TTP is a continuous polyester material designed for applications that require a high durability label. The product utilizes high performance polyester with a permanent acrylic adhesive.

It is thermal transfer printable with all the capabilities of graphics, bar codes and logos. TTP labels are available in several colours although white and clear are available as standard.

Typical applications include panel labels, decalcomanias and asset identification and rating plates.



FEATURES AND BENEFITS

- Thermal transfer printable
- Interior aircraft use including flight entertainment and deck instrumentation
- Highly versatile label, with capabilities to create decals, nameplates, panel labelling and can be used as an overlaminant

APPLICATIONS



ORDERING DESCRIPTION SYSTEM



Temperature Rating

Operating Temperature range -40°C to +150°C
(-40°F to 302°F)

Label Thickness

72µm (0.0030")

Adhesive

Permanent Acrylic Adhesive

Specifications and Approvals

ASTM-D-3330
MIL-STD-202 Method 215
MIL-P-38477A
UL94 VTM-2
A-A-59485

Recommended Hardware and Software

Printer: T200-IDENT / TE3112 / TE3124
Ribbon: 1330-0607-10
Software: WinTotal v6 or PrintEasy v5

For More information

Technical Datasheet: TTDS-031

ORDERING INFORMATION

Ordering Description	Part Number	Quantity per Roll*	Label Width		Label Length	
			mm	Inches	Metres	Feet
TTP200CL-10	735200-000	Continuous	50.8	2.000	30.48	100
TTP200WE-10	880436-000	Continuous	50.8	2.000	30.48	100
TTP300CL-10	546410-000	Continuous	76.2	3.000	30.48	100
TTP300WE-10	550256-000	Continuous	76.2	3.000	30.48	100
TTP400CL-10	367012-000	Continuous	101.6	4.000	30.48	100
TTP400WE-10	390342-000	Continuous	101.6	4.000	30.48	100
TTP600CL-10	433426-000	Continuous	152.4	6.000	30.48	100
TTP600WE-10	329190-000	Continuous	152.4	6.000	30.48	100
TTP100WE-10	CP0390-000	Continuous	254.0	10.000	30.48	100

* = minimum quantity per roll

LE

White Polyester Labels

LE is a white polyester film with a permanent acrylic adhesive and a special top-coat designed specifically for use with laser and ink jet printers. It is ideal for bar coding, PCB and component labelling, and general labeling applications requiring a white high durability label. LE offers high print resolution as well as good solvent and smudge resistance.

LM

Metalized Polyester Labels.

LM is a metalized polyester film with permanent acrylic adhesive and a special top-coat designed specifically for use with laser and ink jet printers. It is ideal for rating plate applications and other applications that require a 'metal look' such as nameplates and equipment labels to detail product information and serial numbers.

LEB

Yellow Polyester Labels.

LEB is a yellow polyester film with permanent acrylic adhesive and a special top-coat designed for use with laser and ink jet printers, LEB is supplied on an A4 sheet. It is ideal for bar coding and general labeling applications requiring a yellow high durability label. LEB offers high resistance against exterior influences and very high aging resistance.

FEATURES AND BENEFITS

- Laser and ink jet printable
- Exceptional durability and tear strength
- Suitable for low volume applications
- Excellent for bar code applications
- Good resistance to common fluids and water
- LM is UL recognised
- LM metalized appearance is ideal for rating plate applications
- LEB has excellent resistance to abrasion, oil, industrial chemicals and other fluids

INDUSTRY



Temperature Rating

Operating Temperature range -40°C to 150°C
(-40°F to 302°F)

Label Thickness

80µm (0.0031")

Adhesive

Permanent Pressure Sensitive Acrylic Adhesive

Specifications and Approvals

LE	ASTM-D-3330
LM	ASTM-D-3330
	UL MH14363
LEB	ASTM-D374-88
	SAE-AS-81531
	FTM 1

Recommended Hardware and Software

Printer: Any black & white desktop laser or inkjet printer

Software: WinTotal v6 or PrintEasy V5

For More information

Technical Datasheet: LE	TTDS-069
LM	TTDS-070
LEB	TTDS-188

Identification Solutions

Industrial Labels

ORDERING INFORMATION - LE

Ordering Description	Part Number	Labels per Sheet	Labels Across	Label Width		Label Height	
				mm	Inches	mm	Inches
314-LE	037216-000	400	16	9.5	0.375	9.5	0.375
301-LE	456834-000	480	10	16.5	0.650	5.1	0.200
303-LE	676186-000	304	8	20.3	0.800	6.4	0.250
304-LE	762854-000	152	8	20.3	0.800	12.7	0.500
309-LE	339566-000	266	7	25.4	1.000	6.4	0.250
305-LE	339270-000	175	7	25.4	1.000	9.5	0.375
307-LE	416514-000	133	7	25.4	1.000	12.7	0.500
310-LE	506534-000	190	5	38.1	1.500	6.4	0.250
308-LE	414812-000	60	5	38.1	1.500	19.1	0.750
318-LE	496590-000	40	4	50.8	2.000	25.4	1.000
319-LE	748428-000	10	2	76.2	3.000	50.8	2.000
325-LE	578632-000	1	1	215.9	8.500	279.4	11.000

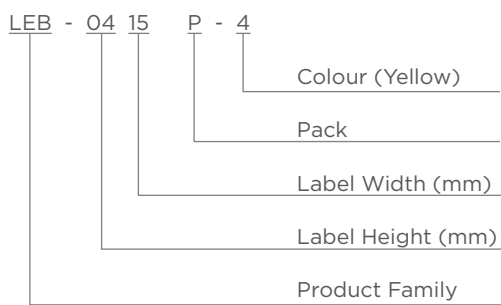
ORDERING INFORMATION - LM

Ordering Description	Part Number	Labels per Sheet	Labels Across	Label Width		Label Height	
				mm	Inches	mm	Inches
303-LM	328996-000	304	8	20.3	0.800	6.4	0.250
304-LM	A63603-000	152	8	20.3	0.800	12.7	0.500
305-LM	E08322-000	175	7	25.4	1.000	9.5	0.375
307-LM	598230-000	133	7	25.4	1.000	12.7	0.500
308-LM	D71430-000	60	5	38.1	1.500	19.1	0.750
318-LM	441072-000	40	4	50.8	2.000	25.4	1.000
319-LM	572792-000	10	2	76.2	3.000	50.8	2.000
325-LM	958144-000	1	1	215.9	8.000	279.4	11.000

ORDERING INFORMATION - LEB

Ordering Description	Part Number	Labels per Sheet	Labels Across	Label Width		Label Height	
				mm	Inches	mm	Inches
LEB-0608P-4	9-1768032-8	1,081	23	8.0	0.315	6.0	0.236
LEB-0415P-4	9-1768032-1	792	12	15.0	0.591	4.0	0.157
LEB-0615P-4	1768033-4	528	12	15.0	0.591	6.0	0.236
LEB-0916P-4	5-1768033-5	330	11	16.0	0.630	9.0	0.355
LEB-0818P-4	2-1768033-3	330	10	18.0	0.709	8.0	0.315
LEB-1318P-4	7-1768033-0	220	10	18.0	0.709	13.0	0.512
LEB-0619P-4	1768033-9	396	9	19.0	0.750	6.0	0.236
LEB-0820P-4	2-1768033-8	315	9	20.0	0.787	8.0	0.315
LEB-0920P-4	6-1768033-0	270	9	20.0	0.787	9.0	0.355
LEB-5320P-4	4-1768034-1	45	9	20.0	0.787	53.0	2.087
LEB-0825P-4	3-1768033-3	231	7	25.0	1.000	8.0	0.315
LEB-1325P-4	7-1768033-8	154	7	25.0	1.000	13.0	0.512
LEB-0636P-4	1-1768033-4	220	5	36.0	1.417	6.0	0.236
LEB-1336P-4	8-1768033-4	110	5	36.0	1.417	13.0	0.512
LEB-1040P-4	6-1768033-5	88	4	40.0	1.575	10.0	0.394
LEB-2540P-4	2-1768034-5	44	4	40.0	1.575	25.0	1.000
LEB-1743P-4	8-1768033-9	52	4	43.0	1.693	17.0	0.669
LEB-0851P-4	3-1768033-8	99	3	51.0	2.008	8.0	0.315
LEB-2156P-4	2-1768034-0	39	3	56.0	2.205	21.0	0.827
LEB-0876P-4	4-1768033-4	66	2	76.0	3.000	8.0	0.315
LEB-0884P-4	5-1768033-0	66	2	84.0	3.307	8.0	0.315

ORDERING DESCRIPTION SYSTEM




TEK & EB

Hand Writable Vinyl Fabric Labels

TEK & EB are hand writable vinyl fabric labels which are suitable for on-the-spot labelling, of electrical systems and articles as well as other general labelling purposes.

TEK is supplied in a handy size so that they fit in the pocket or in the technician's toolbox, whereas EB is supplied in A4 sheet format.

TEK & EB labels are both only supplied in yellow and the packs are available in the most common label sizes. They can be written on using a pencil or a felt-tip pen.



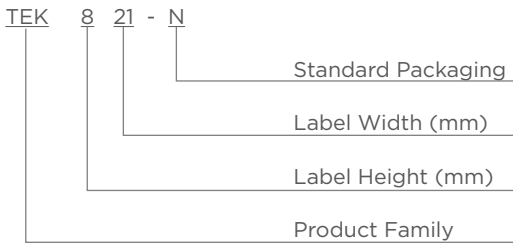
FEATURES AND BENEFITS

- Hand writable
- Versatile labels that can be used in many applications
- TEK is supplied in a handy pocket size booklet
- EB is supplied in A4 sheet format
- Resistant against water, sea water, alcohol, engine oils, methanol and petrol
- Convenience - can be applied on the spot as soon as the need is identified

INDUSTRY



ORDERING DESCRIPTION SYSTEM



Temperature Rating

Operating Temperature range -40°C to 80°C
(-40°F to 176°F)

Label Thickness

200µm (0.0079")

Adhesive

Pressure Sensitive Permanent Acrylic Adhesive

Specifications and Approvals

SAE-AS-81531
ASTM D903
ASTM D3652

For More information

Technical Datasheet: TTDS-181

Identification Solutions

Industrial Labels

ORDERING INFORMATION - TEK LABELS

Ordering Description	Part Number	Labels per Booklet	Label Height		Label Width		Black Border
			mm	Inches	mm	Inches	
TEK821-N	5-1768048-3	640	8.0	0.315	21.0	0.820	No
TEK914-N	5-1768048-6	840	9.0	0.354	14.0	0.600	No
TEK1119-N	4-1768048-5	440	11.0	0.430	19.0	0.750	Yes
TEK1138-N	4-1768048-9	220	11.0	0.430	38.0	1.500	Yes

ORDERING INFORMATION - EB LABELS

Ordering Description	Part Number	Labels per Sheet	Label Height		Label Width		Black Border
			mm	Inches	mm	Inches	
EB517	1768017-5	495	5.0	0.197	17.0	0.669	No
EB615	1768017-6	444	6.0	0.236	15.0	0.591	No
EB618	1768017-7	370	6.0	0.236	18.0	0.709	No
EB820	1768017-8	280	8.0	0.315	20.0	0.787	No
EB1119	9-1768016-8	200	11.0	0.433	19.0	0.748	Yes
EB1128	9-1768016-9	120	11.0	0.433	28.0	1.102	Yes
EB1138	1768017-1	100	11.0	0.433	38.0	1.496	Yes
EB2256	1768017-2	30	22.0	0.866	56.0	2.204	Yes
EB3560	1768017-5	9	35.0	1.378	60.0	2.362	Yes
EB5070	1768017-4	9	50.0	1.969	70.0	2.756	Yes

T1K - T2K - TSK

White Polyimide Labels

TE's polyimide labels are all ideal for high temperature labelling requirements such as printed circuit boards. They are suitable for direct wave (bottom side) and IR reflow (top side) PCB applications. TE's polyimide labels are designed to withstand the fluxes, cleaning solvents and molten solder encountered in the manufacture of printed circuit boards. They offer excellent contrast for bar code applications. TE's polyimide labels are suitable for the harshest high temperature applications.

FEATURES AND BENEFITS

T1K

- Thermal transfer printable
- Low profile 1 mil polyimide film
- Gloss white topcoat
- Withstands surface mount board processes on either the top or bottom side of the board
- Ideal for manual apply applications

T2K

- Thermal transfer printable
- T2K has a 2 mil polyimide film
- Gloss white topcoat
- Withstands surface mount board processes on either the top or bottom side of the board
- Ideal for auto apply applications

TSK

- TSK is deemed to be a Static Safe product in accordance with EIA 625, EIA 541. Test methods were in accordance with EOS/ESD S11.11.
- Thermal transfer printable
- High opacity gloss white topcoat
- Withstands surface mount board processes on either the top or bottom side of the board
- Static dissipative label, designed to withstands harsh fluxes, cleaners, saponifiers and wave solder environment

INDUSTRY



Temperature Rating

Operating Temperature

T1K	100 Hours: -40°C to 150°C (-40°F to 302°F)
	5 Minutes: -40°C to 260°C (-40°F to 500°F)
	90 Seconds: -40°C to 300°C (-40°F to 572°F)
T2K	100 Hours: -40°C to 150°C (-40°F to 302°F)
	5 Minutes: -40°C to 260°C (-40°F to 500°F)
	90 Seconds: -40°C to 300°C (-40°F to 572°F)
TSK	100 Hours: -40°C to 150°C (-40°F to 302°F)
	5 Minutes: -40°C to 260°C (-40°F to 500°F)
	90 Seconds: -40°C to 300°C (-40°F to 572°F)

Label Thickness

T1K	63µm (0.0025")
T2K	118µm (0.0046")
TSK	118µm (0.0046")

Adhesive

High Temperature Permanent Acrylic Adhesive

Specifications and Approvals

T1K & T2K	UL969 PGJ12 MH17292
	ASTM-D-3330
	ASTM D2979
	MIL-STD-202 Method 215
TSK	UL969 PGJ12 MH17292
	EIA 541& EIA 625
	EOS/ESD S11.11
	MIL-STD-202 Method 215
	ASTM-D2979

Recommended Hardware and Software

Printer: T200-IDENT / TE3112 / TE3124

Ribbon: 1330-0619-10

Software: WinTotal v6 or PrintEasy v5

For More information

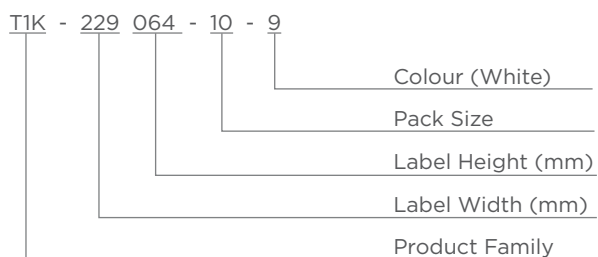
Technical Datasheet:	T1K	TTDS-034
	T2K	TTDS-035
	TSK	TTDS-085

ORDERING INFORMATION - TIK

Ordering Description	Part Number	Quantity per Roll*	Labels Across	Label Width		Label Height	
				mm	Inches	mm	Inches
TIK-044033-10-9	E88300-000	10,000	20	4.4	0.173	3.3	0.130
TIK-064064-25-9	A91161-000	25,000	12	6.4	0.250	6.4	0.250
TIK-080080-10-9	F27527-000	10,000	8	8.0	0.315	8.0	0.315
TIK-085038-10-9	C46876-000	10,000	8	8.5	0.335	3.8	0.150
TIK-095080-25-9	D08273-000	25,000	5	9.5	0.375	8.0	0.315
TIK-095095-10-9	E88361-000	10,000	7	9.5	0.375	9.5	0.375
TIK-127032-10-9	D68225-000	10,000	5	12.7	0.500	3.2	0.125
TIK-127111-10-9	A87059-000	10,000	5	12.7	0.500	11.1	0.437
TIK-127127-10-9	D01425-000	10,000	5	12.7	0.500	12.7	0.500
TIK-165051-25-9	D98213-000	25,000	4	16.5	0.650	5.1	0.200
TIK-178095-10-9	C73746-000	10,000	4	17.8	0.700	9.5	0.375
TIK-191064-10-9	A81191-000	10,000	4	19.1	0.750	6.4	0.250
TIK-229064-10-9	A77065-000	10,000	3	22.9	0.900	6.4	0.250
TIK-254045-10-9	D28275-000	10,000	3	25.4	1.000	4.5	0.177
TIK-254064-10-9	A07919-000	10,000	3	25.4	1.000	6.4	0.250
TIK-254097-10-9	A33671-000	10,000	3	25.4	1.000	9.7	0.380
TIK-254127-10-9	E78378-000	10,000	3	25.4	1.000	12.7	0.500
TIK-318064-10-9	A47971-000	10,000	1	31.8	1.250	6.4	0.250
TIK-381064-10-9	E27450-000	10,000	1	38.1	1.500	6.4	0.250
TIK-381127-5-9	D08256-000	5,000	2	38.1	1.500	12.7	0.500
TIK-445064-10-9	C01317-000	10,000	1	44.5	1.750	6.4	0.250
TIK-445102-5-9	A47096-000	5,000	1	44.5	1.750	10.2	0.400
TIK-508064-10-9	E74153-000	10,000	1	50.8	2.000	6.4	0.250
TIK-508127-5-9	A71141-000	5,000	1	50.8	2.000	12.7	0.500

* = minimum quantity per roll

ORDERING DESCRIPTION SYSTEM - TIK



ORDERING INFORMATION - T2K

Ordering Description	Part Number	Quantity per Roll*	Labels Across	Label Width		Label Height	
				mm	Inches	mm	Inches
T2K-044033-10-9	C23724-000	10,000	20	4.4	0.170	3.3	0.130
T2K-095095-10-9	C63758-000	10,000	7	9.5	0.375	9.5	0.375
T2K-127111-10-9	E91570-000	10,000	5	12.7	0.500	11.1	0.437
T2K-165051-25-9	A37039-000	25,000	4	16.5	0.650	5.1	0.200
T2K-191064-10-9	E84197-000	10,000	4	19.1	0.750	6.4	0.250
T2K-229064-10-9	A23615-000	10,000	3	22.9	0.900	6.4	0.250
T2K-254045-10-9	F94222-000	10,000	3	25.4	1.000	4.5	0.180
T2K-254064-10-9	E44151-000	10,000	3	25.4	1.000	6.4	0.250
T2K-254097-10-9	D71498-000	10,000	3	25.4	1.000	9.7	0.380
T2K-254127-10-9	A63677-000	10,000	3	25.4	1.000	12.7	0.500
T2K-318064-10-9	A47084-000	10,000	1	31.8	1.250	6.4	0.250
T2K-381064-10-9	A11115-000	10,000	1	38.1	1.500	6.4	0.250
T2K-381381-2.5-9	F31683-000	2,500	2	38.1	1.500	38.1	1.500
T2K-508064-10-9	D81458-000	10,000	1	50.8	2.000	6.4	0.250
T2K-508127-5-9	A17020-000	5,000	1	50.8	2.000	12.7	0.500

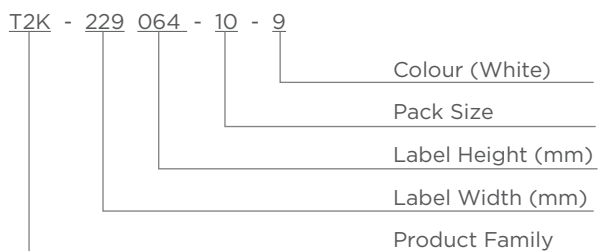
* = minimum quantity per roll

ORDERING INFORMATION - TSK

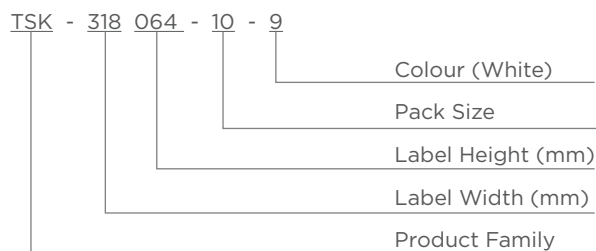
Ordering Description	Part Number	Quantity per Roll*	Labels Across	Label Width		Label Height	
				mm	Inches	mm	Inches
TSK-095095-10-9	C18174-000	10,000	7	9.5	0.375	9.5	0.375
TSK-191064-10-9	A61118-000	10,000	4	19.1	0.500	6.4	0.250
TSK-318064-10-9	A67964-000	10,000	1	31.8	1.250	6.4	0.250
TSK-508064-10-9	E08377-000	10,000	1	50.8	2.000	6.4	0.250
TSK-508127-5-9	A73614-000	5,000	1	50.8	2.000	12.7	0.500

* = minimum quantity per roll

ORDERING DESCRIPTION SYSTEM - T2K



ORDERING DESCRIPTION SYSTEM - TSK



Identification Solutions

Void - Tamper Evident

MV

Tamper Evident Matte Metalized Polyester Labels

The MV thermal transfer printable metalized polyester film with a permanent acrylic adhesive, designed with a tamper-evident feature which leaves a "VOID" footprint when removed. It is ideal for applications such as rating plate and serial number labels that require evidence when labels has been tampered with.

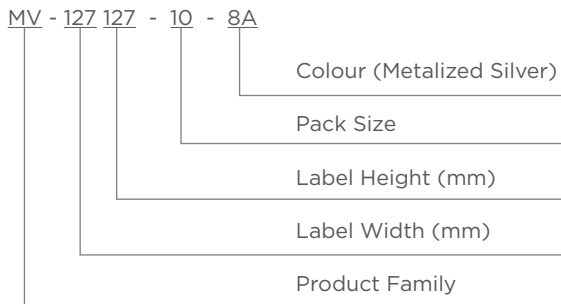
FEATURES AND BENEFITS

- Thermal transfer printable
- Matte Metalized appearance
- Ideal for security application
- UL recognised
- Ideal for use on rating plates and serial number labels

INDUSTRY



ORDERING DESCRIPTION SYSTEM



Temperature Rating

Operating Temperature range -40°C to 150°C
(-40°F to 302°F)

Label Thickness

86µm (0.0034")

Adhesive

Permanent Acrylic Adhesive

Specifications and Approvals

MIL-STD-202 Method 215
AS-81531
UL969 PGJ12 MH17292

Recommended Hardware and Software

Printer: T200-IDENT / TE3112 / TE3124
Ribbon: 1330-0607-10
Software: WinTotal v6 or PrintEasy v5

For More information

Technical Datasheet: TTDS-084

Identification Solutions

Void - Tamper Evident

ORDERING INFORMATION

Ordering Description	Part Number	Quantity per Roll*	Labels Across	Label Width		Label Height	
				mm	Inches	mm	Inches
MV-064064-25-8A	A87085-000	25,000	12	6.4	0.250	6.4	0.250
MV-127127-10-8A	E21545-000	10,000	5	12.7	0.500	12.7	0.500
MV-165051-25-8A	A77028-000	25,000	4	16.5	0.650	5.1	0.200
MV-229064-10-8A	A87022-000	10,000	3	22.9	0.900	6.4	0.250
MV-254064-10-8A	E27427-000	10,000	3	25.4	1.000	6.4	0.250
MV-254097-10-8A	A03662-000	10,000	3	25.4	1.000	9.7	0.380
MV-254127-10-8A	F54250-000	10,000	3	25.4	1.000	12.7	0.500
MV-254254-10-8A	D41400-000	10,000	3	25.4	1.000	25.4	1.000
MV-318097-10-8A	C07219-000	10,000	1	31.8	1.250	9.7	0.380
MV-381064-10-8A	F07559-000	10,000	1	38.1	1.500	6.4	0.250
MV-381127-5-8A	E94126-000	5,000	2	38.1	1.500	12.7	0.500
MV-381191-5-8A	D91458-000	5,000	1	38.1	1.500	19.1	0.750
MV-406254-1.5-8A	A37960-000	1,500	1	40.6	1.600	25.4	1.000
MV-445102-5-8A	A97079-000	5,000	1	44.5	1.750	10.2	0.400
MV-478175-5-8A	A03630-000	5,000	1	47.8	1.750	17.5	0.690
MV-508064-10-8A	C67278-000	10,000	1	50.8	2.000	6.4	0.250
MV-508254-5-8A	A91141-000	5,000	1	50.8	2.000	25.4	1.000
MV-508318-2.5-8A	E11530-000	2,500	1	50.8	2.000	31.8	1.250
MV-610419-2.5-8A	A87959-000	2,500	1	61.0	2.400	41.9	1.650
MV-699191-5-8A	E47442-000	5,000	1	69.9	2.750	19.1	0.750
MV-762381-2.5-8A	F58495-000	2,500	1	76.2	3.000	38.1	1.500
MV-762508-2.5-8A	F37507-000	2,500	1	76.2	3.000	50.8	2.000

* = minimum quantity per roll

Identification Solutions

Void - Tamper Evident

TN

Tamper Evident Destructible Polyethylene Labels

The TN thermal transfer printable, tamper proof destructible polyethylene label with a rubber adhesive, designed to fracture upon removal after 72 hours. It is ideal for serial number labels and calibration information labelling, or other applications that require a tamper proof label.

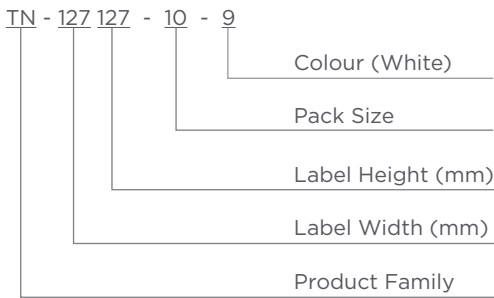
FEATURES AND BENEFITS

- Thermal transfer printable
- Tamper evident - fractures upon attempted removal
- Ideal for security application
- UL recognised
- Ideal for serial number labels and calibration information labelling

INDUSTRY



ORDERING DESCRIPTION SYSTEM



Temperature Rating

Operating Temperature range -40°C to 80°C
(-40°F to 176°F)

Label Thickness

48µm (0.0018")

Adhesive

Rubber Adhesive

Specifications and Approvals

UL969 PGDQ2 MH17292

Recommended Hardware and Software

Printer: T200-IDENT / TE3112 / TE3124

Ribbon: 1330-0607-10

Software: WinTotal v6 or PrintEasy v5

For More information

Technical Datasheet: TTDS-091

Identification Solutions

Void - Tamper Evident

ORDERING INFORMATION

Ordering Description	Part Number	Quantity per Roll*	Labels Across	Label Width		Label Height	
				mm	Inches	mm	Inches
TN-044033-10-9	C57290-000	10,000	20	4.4	0.175	3.3	0.130
TN-089047-10-9	E57467-000	10,000	5	8.9	0.350	4.7	0.185
TN-127111-10-9	D87328-000	10,000	5	12.7	0.500	11.1	0.437
TN-127127-10-9	F24274-000	10,000	5	12.7	0.500	12.7	0.500
TN-165051-25-9	F58436-000	25,000	4	16.5	0.650	5.1	0.200
TN-191064-10-9	E38328-000	10,000	4	19.1	0.750	6.4	0.250
TN-191114-15-9	A47929-000	15,000	3	19.1	0.750	11.4	0.450
TN-254127-10-9	F64200-000	10,000	3	25.4	1.000	12.7	0.500
TN-254254-10-9	C17219-000	10,000	3	25.4	1.000	24.4	1.000
TN-318097-10-9	D67328-000	10,000	1	31.8	1.250	9.7	0.380
TN-381020-10-9	A43672-000	10,000	1	38.1	1.500	2.0	0.079
TN-381064-10-9	A67976-000	10,000	1	38.1	1.500	6.4	0.250
TN-381127-5-9	D01421-000	5,000	2	38.1	1.500	12.7	0.500
TN-381191-5-9	E48361-000	5,000	1	38.1	1.500	19.1	0.750
TN-508254-5-9	E88369-000	5,000	1	50.8	2.000	25.4	1.000
TN-508508-3-9	F98478-000	3,000	1	50.8	2.000	50.8	2.000
TN-699191-5-9	D14042-000	5,000	1	69.9	2.750	19.1	0.750

* = minimum quantity per roll

Identification Solutions

Pipe Identification

TP Tape

High Performance Polyester Pipe Labels

TP Tape is a system designed for use as a thermal transfer printable, self-laminating identification label for the various types of tubes found in the aerospace, defence and marine industry.

Made from an optically clear polyester and a coloured printable coating with a high performance acrylic pressure sensitive adhesive.

This cost and time saving system allows you to print on a unique range of pre colour-coded labels on demand thus eliminating the need to use maintenance paints, stencils, hot-stamps and etching tools.

FEATURES AND BENEFITS

- Thermal transfer printable
- Resists exposure to water, oil, conventional cleaning agents, oil-based solvents and other fluids commonly associated with commercial and military aircraft
- Colour-coded to meet MIL-STD-595B requirements
- Meets MIL-STD-1247 standards for hydraulic lines, fuel lines, oxygen lines, inerting fluid lines, etc.
- Performance tested to RW 2526, a standard for aggressive fluids and temperature resistance in military and commercial aircraft
- Available in die-cut or continuous formats to cover all ranges of tube diameters

INDUSTRY



Temperature Rating

Operating Temperature range -40°C to 163°C
(-40°F to 325°F)

Label Thickness

62µm (0.0024")

Adhesive

High Performance Acrylic Pressure Sensitive Adhesive

Specifications and Approvals

MIL-T-9906C
MIL STD 595B
MIL-T-8504
MIL STD 1247
MIL STD 101B
SAE AS81531
ASTM D3815
ASTM D3330
BPS-T-151

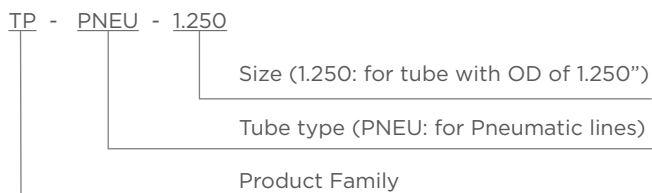
Recommended Hardware and Software

Printer: TE3112 / TE3124
Ribbon: 1330-0607-10
Software: WinTotal v6 or PrintEasy v5

For More information

Technical Datasheet: TTDS-028

ORDERING DESCRIPTION SYSTEM



Identification Solutions

Pipe Identification

ORDERING INFORMATION - DIE CUT

Ordering Description	Part Number	Quantity per Roll*	MIL STD 595B Code	Label Width		Minimum Tube Diameter	
				mm	Inches	mm	Inches
TP-COMGASST-0.312	E62108-000	2,000	Compressed Gas	63.5	2.500	7.9	0.312
TP-COOLST-0.750	C61680-000	1,000	Coolant	63.5	2.500	19.1	0.750
TP-COOLST-1.250	A65208-000	500	Coolant	63.5	2.500	31.8	1.250
TP-COOLST-1.750	C16490-000	400	Coolant	63.5	2.500	44.5	1.750
TP-FIREST-0.312	C83897-000	2,000	Fire Protection	63.5	2.500	7.9	0.312
TP-FIREST-0.750	A62635-000	1,000	Fire Protection	63.5	2.500	19.1	0.750
TP-FUEL-0.625	149712-000	1,000	Fuel	63.5	2.500	15.9	0.625
TP-FUELST-0.312	D37477-000	2,000	Fuel	63.5	2.500	7.9	0.312
TP-FUELST-0.750	E76077-000	1,000	Fuel	63.5	2.500	19.1	0.750
TP-HYDR-0.250	146172-000	2,000	Hydraulic	63.5	2.500	6.4	0.250
TP-HYDR-0.375	461900-000	1,500	Hydraulic	63.5	2.500	9.5	0.375
TP-HYDR-0.500	224296-000	1,500	Hydraulic	63.5	2.500	12.7	0.500
TP-HYDR-0.750	018818-000	1,000	Hydraulic	63.5	2.500	19.1	0.750
TP-HYDR-1.250	127564-000	500	Hydraulic	63.5	2.500	31.8	1.250
TP-HYDROST-0.312	E66266-000	2,000	Hydraulic	63.5	2.500	7.9	0.312
TP-HYDROST-0.750	A73904-000	1,000	Hydraulic	63.5	2.500	19.1	0.750
TP-HYDROST-1.250	153766-000	500	Hydraulic	63.5	2.500	31.8	1.250
TP-INAIRST-0.312	1878826-2	2,000	Instrument Air	63.5	2.500	7.9	0.312
TP-LUBE-1.75	091046-000	400	Lubrication	63.5	2.500	44.5	1.750
TP-OXYGEN-0.250	098706-000	2,000	Breathing Oxygen	63.5	2.500	6.4	0.250
TP-OXYGEN-0.312	063128-000	2,000	Breathing Oxygen	63.5	2.500	7.9	0.312
TP-PNEU-0.250	861612-000	2,000	Pneumatic	63.5	2.500	6.4	0.250
TP-PNEU-0.312	047308-000	2,000	Pneumatic	63.5	2.500	7.9	0.312
TP-PNEUST-0.312	E20815-000	2,000	Pneumatic	63.5	2.500	7.9	0.312
TP-PNEUST-0.750	A66567-000	1,000	Pneumatic	63.5	2.500	19.1	0.750

* = minimum quantity per roll

ORDERING INFORMATION - CONTINUOUS

Ordering Description	Part Number	Quantity per Roll*	Identification Code	Label Width		Label Length	
				mm	Inches	Metres	Feet
TP-AIRCON-CONT	916188-000	Continuous	Air Conditioning	63.5	2.500	30.48	100
TP-COMGAS-CONT	1878891-4	Continuous	Compressed Gas	63.5	2.500	30.48	100
TP-FIRE-CONT	1878869-4	Continuous	Fire Protection	63.5	2.500	30.48	100
TP-FUEL-CONT	1878877-4	Continuous	Fuel	63.5	2.500	30.48	100
TP-HYDRO-CONT	CB5496-000	Continuous	Hydraulic	63.5	2.500	30.48	100
TP-INAIR-CONT	1878869-3	Continuous	Instrument Air	63.5	2.500	30.48	100
TP-PNEU-CONT	1878877-3	Continuous	Pneumatic	63.5	2.500	30.48	100

* = minimum quantity per roll

ESSW

Pre-printed safety and warning labels

ESSW pre-printed safety and warning labels are made with a pressure sensitive adhesive, they are suitable for labelling electrical tools, apparatuses and installations. The pre-printed symbols are printed on a soft yellow vinyl film which is then overlaminated with a clear gloss polyester in order to protect ESSW labels from abrasion and aggressive fluids.

FEATURES AND BENEFITS

- Pre-printed
- Protected by polyester overlaminates
- Soft yellow vinyl label is easily identifiable due its bright colour and brilliant contrast
- Excellent resistance to dirt, stain and fluids
- Comes in a variety of different warning signs

INDUSTRY



ORDERING INFORMATION

Ordering Description	Warning Symbol
ESSW 1	
ESSW 30	
ESSW 80	



Temperature Rating

Operating Temperature range: -30°C to 120°C
(-22°F to 248°F)

Label Thickness

110µm (0.0043")

Adhesive

Pressure sensitive acrylic adhesive


Specifications and Approvals

ASTM D374-88
FTM-12
FTM-1
SAE-AS-81531

For More information

Technical Datasheet: TTDS-205

ORDERING DESCRIPTION SYSTEM



ORDERING INFORMATION

Ordering Description	Part Number	Package Quantity	Labels Across	Length of Each Side		Label Height	
				mm	Inches	mm	Inches
ESSW 1 - 025	7-1768019-9	100	10	25	0.984	21.7	0.854
ESSW 1 - 200	8-1768019-8	1	1	200	7.874	173.2	6.819
ESSW 30 - 025	1768020-5	100	25	25	0.984	21.7	0.854
ESSW 30 - 050	1768020-6	100	10	50	1.969	43.3	1.705
ESSW 30 - 100	1768020-7	2	2	100	3.937	86.6	3.409
ESSW 30 - 200	1768020-8	1	1	200	7.874	173.2	6.819
ESSW 80 - 050	2-1768020-7	100	10	50	1.969	43.3	1.705

Identification Solutions

Safety symbol & Electrical sign

LKZ

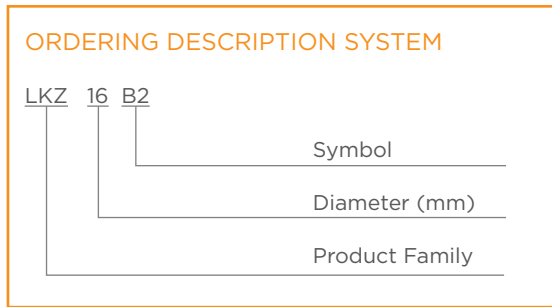
Pre-printed vinyl electric symbol labels

LKZ pre-printed self adhesive electric symbol are made with a permanent acrylic adhesive, it is used to identify copper-rails, electrical connections or operating resources. The LKZ vinyl label comes supplied on a sheet for ease of use.

FEATURES AND BENEFITS

- Pre-printed
- Supplied on sheet for ease of use
- Excellent resistance to dirt, stain and fluids
- Comes in various different electrical signs in a variety of sizes

INDUSTRY



Temperature Rating
Operating Temperature range: -30°C to 80°C
(-22°F to 176°F)

Label Thickness
120µm (0.0047")

Adhesive
Permenant Acrylic adhesive















Specifications and Approvals
FTM-1

For More information
Technical Datasheet: TTDS-203 & 204

Identification Solutions

Safety symbol & Electrical sign

ORDERING INFORMATION

Ordering Description	Labels Per Sheet	Electrical Symbol
LKZ...B1	DC Current Positive	
LKZ...B2	DC Current Negative	
LKZ...B3	Ground	
LKZ...B4	Ground	
LKZ...B5	Separate Voltage Source- Earth	
LKZ...B6	Ground	
LKZ...B7	Protective Earthing	
LKZ...E	Earth	
LKZ...L1	AC Current Phase 1	
LKZ...L2	AC Current Phase 2	
LKZ...L3	AC Current Phase 3	
LKZ...L-MINUS	DC Current Positive	
LKZ...L-PLUS	DC Current Negative	
LKZ...N	Neutral	
LKZ...PE	Protective Earthing Conductor (PE)	
LKZ...PEN	Neutral Wire with Protection (PEN)	


ORDERING INFORMATION

Ordering Description	Part Number	Package Quantity	Labels Per Sheet	Label Width		Label Height	
				mm	Inches	mm	Inches
LKZ12B1	6-1768034-0	10	10	12.5	0.492	12.5	0.492
LKZ12B2	6-1768034-1	10	10	12.5	0.492	12.5	0.492
LKZ12B3	C56426-000	10	10	12.5	0.492	12.5	0.492
LKZ12B4	6-1768034-2	10	10	12.5	0.492	12.5	0.492
LKZ12B5	6-1768034-3	10	10	12.5	0.492	12.5	0.492
LKZ12B6	6-1768034-4	10	10	12.5	0.492	12.5	0.492
LKZ12B7	6-1768034-5	10	10	12.5	0.492	12.5	0.492
LKZ12E	6-1768034-6	10	10	12.5	0.492	12.5	0.492
LKZ12L1	6-1768034-7	10	10	12.5	0.492	12.5	0.492
LKZ12L2	6-1768034-8	10	10	12.5	0.492	12.5	0.492
LKZ12L3	6-1768034-9	10	10	12.5	0.492	12.5	0.492
LKZ12L-MINUS	7-1768034-0	10	10	12.5	0.492	12.5	0.492
LKZ12L-PLUS	7-1768034-1	10	10	12.5	0.492	12.5	0.492
LKZ12N	7-1768034-2	10	10	12.5	0.492	12.5	0.492
LKZ12PE	7-1768034-3	10	10	12.5	0.492	12.5	0.492
LKZ12PEN	7-1768034-4	10	10	12.5	0.492	12.5	0.492
LKZ16B1	7-1768034-5	10	10	16.0	0.630	16.0	0.630
LKZ16B2	7-1768034-6	10	10	16.0	0.630	16.0	0.630
LKZ16B3	7-1768034-7	10	10	16.0	0.630	16.0	0.630
LKZ16B5	7-1768034-9	10	10	16.0	0.630	16.0	0.630
LKZ16B6	8-1768034-0	10	10	16.0	0.630	16.0	0.630
LKZ16B7	8-1768034-1	10	10	16.0	0.630	16.0	0.630
LKZ16E	8-1768034-2	10	10	16.0	0.630	16.0	0.630
LKZ16L1	241640-000	10	10	16.0	0.630	16.0	0.630
LKZ16L2	469096-000	10	10	16.0	0.630	16.0	0.630
LKZ16L3	471872-000	10	10	16.0	0.630	16.0	0.630
LKZ16L-MINUS	8-1768034-3	10	10	16.0	0.630	16.0	0.630
LKZ16L-PLUS	8-1768034-4	10	10	16.0	0.630	16.0	0.630
LKZ16N	571868-000	10	10	16.0	0.630	16.0	0.630
LKZ16PE	708798-000	10	10	16.0	0.630	16.0	0.630
LKZ16PEN	8-1768034-5	10	10	16.0	0.630	16.0	0.630
LKZ20B1	8-1768034-6	8	8	20.0	0.787	20.0	0.787
LKZ20B2	8-1768034-7	8	8	20.0	0.787	20.0	0.787
LKZ20B3	8-1768034-8	8	8	20.0	0.787	20.0	0.787
LKZ20B4	8-1768034-9	8	8	20.0	0.787	20.0	0.787
LKZ20B5	9-1768034-0	8	8	20.0	0.787	20.0	0.787
LKZ20B6	9-1768034-1	8	8	20.0	0.787	20.0	0.787
LKZ20B7	9-1768034-2	8	8	20.0	0.787	20.0	0.787



ORDERING INFORMATION

Ordering Description	Part Number	Package Quantity	Labels Per Sheet	Label Width		Label Height	
				mm	Inches	mm	Inches
LKZ20L-MINUS	9-1768034-7	8	8	20.0	0.787	20.0	0.787
LKZ20L-PLUS	9-1768034-8	8	8	20.0	0.787	20.0	0.787
LKZ20PE	1768035-1	8	8	20.0	0.787	20.0	0.787
LKZ20PEN	1768035-2	8	8	20.0	0.787	20.0	0.787
LKZ25B1	1768035-3	6	6	25.0	0.984	25.0	0.984
LKZ25B2	1768035-4	6	6	25.0	0.984	25.0	0.984
LKZ25B4	1768035-6	6	6	25.0	0.984	25.0	0.984
LKZ25B5	1768035-7	6	6	25.0	0.984	25.0	0.984
LKZ25B6	1768035-8	6	6	25.0	0.984	25.0	0.984
LKZ25B7	1768035-9	6	6	25.0	0.984	25.0	0.984
LKZ25E	1-1768035-0	6	6	25.0	0.984	25.0	0.984
LKZ25L1	1-1768035-1	6	6	25.0	0.984	25.0	0.984
LKZ25L2	1-1768035-2	6	6	25.0	0.984	25.0	0.984
LKZ25L3	1-1768035-3	6	6	25.0	0.984	25.0	0.984
LKZ25L-MINUS	1-1768035-4	6	6	25.0	0.984	25.0	0.984
LKZ25L-PLUS	1-1768035-5	6	6	25.0	0.984	25.0	0.984
LKZ25N	1-1768035-6	6	6	25.0	0.984	25.0	0.984
LKZ25PE	1-1768035-7	6	6	25.0	0.984	25.0	0.984
LKZ25PEN	1-1768035-8	6	6	25.0	0.984	25.0	0.984
LKZ31B1	1-1768035-9	5	5	31.5	1.240	31.5	1.240
LKZ31B2	2-1768035-0	5	5	31.5	1.240	31.5	1.240
LKZ31B4	2-1768035-2	5	5	31.5	1.240	31.5	1.240
LKZ31B5	2-1768035-3	5	5	31.5	1.240	31.5	1.240
LKZ31B6	2-1768035-4	5	5	31.5	1.240	31.5	1.240
LKZ31E	2-1768035-6	5	5	31.5	1.240	31.5	1.240
LKZ31L1	377600-000	5	5	31.5	1.240	31.5	1.240
LKZ31L2	522120-000	5	5	31.5	1.240	31.5	1.240
LKZ31L3	047342-000	5	5	31.5	1.240	31.5	1.240
LKZ31L-MINUS	2-1768035-7	5	5	31.5	1.240	31.5	1.240
LKZ31L-PLUS	2-1768035-8	5	5	31.5	1.240	31.5	1.240
LKZ31N	2-1768035-9	5	5	31.5	1.240	31.5	1.240
LKZ31PE	828270-000	5	5	31.5	1.240	31.5	1.240





PRE-PRINTED MARKERS

PRINTABLE TUBING

	PAGE
• Z-TYPE MARKER Push-On Markers	101
• K-TYPE MARKER Cable Markers	107
• STD MARKER Snap-On Markers	109

Z-TYPE™ MARKER

Push-On Markers

Z-TYPE™ markers are individual push-on markers used to identify wires and small cables permanently. The markers are manufactured using PVC and designed with an expanding profile, enabling each marker to accommodate a wide range of wire/cable sizes.

Z-TYPE™ markers are a simple, cost-effective solution for many commercial wire identification applications. Standard Z-TYPE™ markers are yellow or white with black legends and can be supplied as loose pieces packed in boxes, or on reels. Suitable for industrial applications.



FEATURES AND BENEFITS

- Z-TYPE™ markers are a Cost-effective solution for many commercial wire identification applications.
- Easy to apply
- Self-extinguishing.
- Resistant to key Industrial fluids, including those used in Mass transit, Aviation and Military
- 9 sizes covering wire diameters from 1.5mm to 12.7mm (0.06 Inches to 0.5 Inches)
- Applicator wands available for easy marker installation

INDUSTRY



Temperature rating

Operating Temperature range -45°C to 70°C
(-49°F to 158°F)

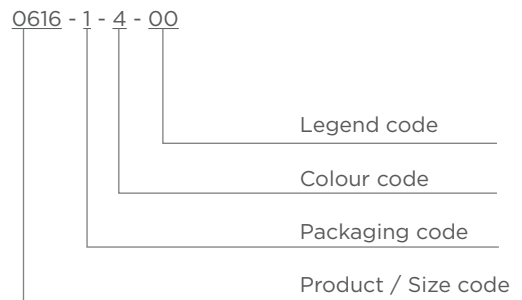
Specifications and Approvals

BS 6746C: 1993
IEC 60304

For More information

Technical Datasheet: TTDS-026
Product Specification Sheet: RW-2535

ORDERING DESCRIPTION SYSTEM



ORDERING INFORMATION

PRODUCT SIZE CODE

Size Code (Straight Cut)	Size Code (Chevron Cut)	Marker Size	Marker Width	Pack Quantity	Cable Diameter		Applicators	
			mm		pc	mm	Inches	Part Desc.
0580	1151	5	4.5	1000	1.5 - 2.0	0.06 - 0.08	Not Available	Not Available
0581	1152	7	4.5	1000	2.0 - 3.2	0.08 - 0.13	12510000	930554-000
0615	1153	9	4.5	1000	2.5 - 4.0	0.10 - 0.16	12520000	201546-000
0616	1154	11	4.5	1000	2.9 - 4.7	0.11 - 0.19	12530000	086068-000
0617	1155	13	4.5	1000	3.4 - 5.7	0.13 - 0.22	12540000	291718-000
0618	1156	15	4.5	1000	3.8 - 6.3	0.15 - 0.25	12550000	008970-000
0620	1157	18	4.5	500	4.3 - 6.9	0.17 - 0.27	12560000	379278-000


Z-TYPE™ MARKER - SIZE 5

Colour	Description	Part Number	Colour	Description	Part Number
A	05801910	EC0050-000	A	05801410	EC9950-000
B	05801911	EC0051-000	B	05801411	EC6812-000
C	05801912	EC0052-000	C	05801412	EC9951-000
D	05801913	EC0053-000	D	05801413	EC9952-000
E	05801914	EC0054-000	E	05801414	EC9954-000
F	05801915	EC0055-000	F	05801415	EC9956-000
G	05801916	EC0056-000	G	05801416	EC9958-000
H	05801917	EC0057-000	H	05801417	EC9960-000
I	05801918	EC0058-000	I	05801418	EC9962-000
J	05801919	EC0059-000	J	05801419	EC9963-000
K	05801920	EC0060-000	K	05801420	EC9965-000
L	05801921	EC0061-000	L	05801421	EC9966-000
M	05801922	EC0062-000	M	05801422	EC9967-000
N	05801923	EC0063-000	N	05801423	EC9968-000
O	05801924	EC0064-000	O	05801424	EC9969-000
P	05801925	EC0065-000	P	05801425	EC0032-000
Q	05801926	EC0066-000	Q	05801426	EC9970-000
R	05801927	EC0067-000	R	05801427	EC9971-000
S	05801928	EC0068-000	S	05801428	EC0033-000
T	05801929	EC0069-000	T	05801429	EC9972-000
U	05801930	EC0070-000	U	05801430	EC9973-000
V	05801931	EC0071-000	V	05801431	EC9974-000
W	05801932	EC0072-000	W	05801432	EC9975-000
X	05801933	EC0073-000	X	05801433	EC0034-000
Y	05801934	EC0074-000	Y	05801434	EC9976-000
Z	05801935	EC0075-000	Z	05801435	EC9977-000
0	05801900	EC0040-000	0	05801400	EC0022-000
1	05801901	EC0041-000	1	05801401	EC0023-000
2	05801902	EC0042-000	2	05801402	EC0024-000
3	05801903	EC0043-000	3	05801403	EC0025-000
4	05801904	EC0044-000	4	05801404	EC0026-000
5	05801905	EC0045-000	5	05801405	EC0027-000
6	05801906	EC0046-000	6	05801406	EC0028-000
7	05801907	EC0047-000	7	05801407	EC0029-000
8	05801908	EC0048-000	8	05801408	EC0030-000
9	05801909	EC0049-000	9	05801409	EC0031-000
+	05801936	EC0076-000	+	05801436	EC9980-000
-	05801937	EC0077-000	-	05801437	EC0035-000
/	05801938	EC0078-000	/	05801438	EC9981-000
.	05801948	EC0088-000	.	05801448	EC9949-000
⏏	05801940	EC0080-000	⏏	05801440	EC9983-000


Z-TYPE™ MARKER - SIZE 7


Colour	Description	Part Number	Colour	Description	Part Number
A	05811910	EC0223-000	A	05811410	EC0199-000
B	05811911	EC0224-000	B	05811411	EC0200-000
C	05811912	EC0225-000	C	05811412	EJ1822-000
D	05811913	EC0226-000	D	05811413	EJ1823-000
E	05811914	EC0227-000	E	05811414	EJ1824-000
F	05811915	EC0228-000	F	05811415	EJ1825-000
G	05811916	EC0229-000	G	05811416	EJ1826-000
H	05811917	EC0230-000	H	05811417	EC0201-000
I	05811918	EC0231-000	I	05811418	EJ1827-000
J	05811919	EC0232-000	J	05811419	EJ1828-000
K	05811920	EC0233-000	K	05811420	EJ1830-000
L	05811921	EC0234-000	L	05811421	EJ1831-000
M	05811922	EC0235-000	M	05811422	EJ1832-000
N	05811923	EC0236-000	N	05811423	EJ1834-000
O	05811924	EC0237-000	O	05811424	EJ1837-000
P	05811925	EC0238-000	P	05811425	EJ1840-000
Q	05811926	EC0239-000	Q	05811426	EJ1841-000
R	05811927	EC0240-000	R	05811427	EJ1843-000
S	05811928	EC0241-000	S	05811428	EJ1845-000
T	05811929	EC0242-000	T	05811429	EC0202-000
U	05811930	EC0243-000	U	05811430	EC0203-000
V	05811931	EC0244-000	V	05811431	EC0204-000
W	05811932	EC0245-000	W	05811432	EC0205-000
X	05811933	EC0246-000	X	05811433	EJ1847-000
Y	05811934	EC0247-000	Y	05811434	EJ1848-000
Z	05811935	EC0248-000	Z	05811435	EJ1849-000
0	05811900	EC0213-000	0	05811400	EC0189-000
1	05811901	EC0214-000	1	05811401	EC0190-000
2	05811902	EC0215-000	2	05811402	EC0191-000
3	05811903	EC0216-000	3	05811403	EC0192-000
4	05811904	EC0217-000	4	05811404	EC0193-000
5	05811905	EC0218-000	5	05811405	EC0194-000
6	05811906	EC0219-000	6	05811406	EC0195-000
7	05811907	EC0220-000	7	05811407	EC0196-000
8	05811908	EC0221-000	8	05811408	EC0197-000
9	05811909	EC0222-000	9	05811409	EC0198-000
+	05811936	EC0249-000	+	05811436	EC0206-000
-	05811937	EC0250-000	-	05811437	EC0207-000
/	05811938	EC0251-000	/	05811438	EJ1821-000
.	05811948	EC0259-000	.	05811448	EJ1820-000
⏏	05811940	EC0253-000	⏏	05811440	EC0208-000


Z-TYPE™ MARKER - SIZE 9

Colour	Description	Part Number
A	06151910	EC0390-000
B	06151911	EC0391-000
C	06151912	EC0392-000
D	06151913	EC0393-000
E	06151914	EC0394-000
F	06151915	EC0395-000
G	06151916	EC0396-000
H	06151917	EC0397-000
I	06151918	EC0398-000
J	06151919	EC0399-000
K	06151920	EC0400-000
L	06151921	EC0401-000
M	06151922	EC0402-000
N	06151923	EC0403-000
O	06151924	EC0404-000
P	06151925	EC0405-000
Q	06151926	EC0406-000
R	06151927	EC0407-000
S	06151928	EC0408-000
T	06151929	EC0409-000
U	06151930	EC0410-000
V	06151931	EC0411-000
W	06151932	EC0412-000
X	06151933	EC0413-000
Y	06151934	EC0414-000
Z	06151935	EC0415-000
0	06151900	EC0380-000
1	06151901	EC0381-000
2	06151902	EC0382-000
3	06151903	EC0383-000
4	06151904	EC0384-000
5	06151905	EC0385-000
6	06151906	EC0386-000
7	06151907	EC0387-000
8	06151908	EC0388-000
9	06151909	EC0389-000
+	06151936	EC0416-000
-	06151937	EC0417-000
/	06151938	EC0418-000
.	06151948	EC0425-000
	06151940	EC0420-000


Z-TYPE™ MARKER - SIZE 11

Colour	Description	Part Number
A	06151410	EC0367-000
B	06151411	EC0368-000
C	06151412	EJ1952-000
D	06151413	EJ1953-000
E	06151414	EJ1954-000
F	06151415	EJ1956-000
G	06151416	EJ1957-000
H	06151417	EC0369-000
I	06151418	EJ1958-000
J	06151419	EJ1959-000
K	06151420	EJ1960-000
L	06151421	EJ1961-000
M	06151422	EJ1962-000
N	06151423	EJ1963-000
O	06151424	EJ1965-000
P	06151425	EJ1966-000
Q	06151426	EJ1967-000
R	06151427	EJ1968-000
S	06151428	EJ1969-000
T	06151429	EJ1970-000
U	06151430	EJ1971-000
V	06151431	EC0370-000
W	06151432	EJ1972-000
X	06151433	EJ1973-000
Y	06151434	EJ1974-000
Z	06151435	EJ1975-000
0	06151400	EC0357-000
1	06151401	EC0358-000
2	06151402	EC0359-000
3	06151403	EC0360-000
4	06151404	EC0361-000
5	06151405	EC0362-000
6	06151406	EC0363-000
7	06151407	EC0364-000
8	06151408	EC0365-000
9	06151409	EC0366-000
+	06151436	EC0371-000
-	06151437	EC0372-000
/	06151438	EJ1951-000
.	06151448	EJ1950-000
	06151440	EJ1955-000


Colour	Description	Part Number
A	06161910	EC0592-000
B	06161911	EC0593-000
C	06161912	EC0594-000
D	06161913	EC0595-000
E	06161914	EC0596-000
F	06161915	EC0597-000
G	06161916	EC0598-000
H	06161917	EC0599-000
I	06161918	EC0600-000
J	06161919	EC0601-000
K	06161920	EC0602-000
L	06161921	EC0603-000
M	06161922	EC0604-000
N	06161923	EC0605-000
O	06161924	EC0606-000
P	06161925	EC0607-000
Q	06161926	EC0608-000
R	06161927	EC0609-000
S	06161928	EC0610-000
T	06161929	EC0611-000
U	06161930	EC0612-000
V	06161931	EC0613-000
W	06161932	EC0614-000
X	06161933	EC0615-000
Y	06161934	EC0616-000
Z	06161935	EC0617-000
0	06161900	EC0582-000
1	06161901	EC0583-000
2	06161902	EC0584-000
3	06161903	EC0585-000
4	06161904	EC0586-000
5	06161905	EC0587-000
6	06161906	EC0588-000
7	06161907	EC0589-000
8	06161908	EC0590-000
9	06161909	EC0591-000
+	06161936	EC0618-000
-	06161937	EC0619-000
/	06161938	EC0620-000
.	06161948	EC0628-000
	06161940	EC0622-000


Colour	Description	Part Number
A	06161410	EJ0314-000
B	06161411	EC9923-000
C	06161412	EJ0317-000
D	06161413	EJ0319-000
E	06161414	EJ0320-000
F	06161415	EJ0321-000
G	06161416	EJ0323-000
H	06161417	EJ0326-000
I	06161418	EJ0327-000
J	06161419	EJ0328-000
K	06161420	EJ0331-000
L	06161421	EJ0332-000
M	06161422	EJ0333-000
N	06161423	EJ0334-000
O	06161424	EJ0335-000
P	06161425	EJ0336-000
Q	06161426	EJ0337-000
R	06161427	EJ0338-000
S	06161428	EJ0339-000
T	06161429	EJ0340-000
U	06161430	EJ0341-000
V	06161431	EJ0342-000
W	06161432	EJ0343-000
X	06161433	EJ0344-000
Y	06161434	EJ0345-000
Z	06161435	EJ0346-000
0	06161400	EC0576-000
1	06161401	EJ0064-000
2	06161402	EJ0065-000
3	06161403	EJ0066-000
4	06161404	EC0577-000
5	06161405	EJ0067-000
6	06161406	143682-000
7	06161407	EJ0068-000
8	06161408	EJ0069-000
9	06161409	845088-000
+	06161436	EJ2299-000
-	06161437	EJ0315-000
/	06161438	EJ2298-000
.	06161448	EJ2297-000
	06161440	EJ2300-000

Z-TYPE™ MARKER - SIZE 13

Colour	Description	Part Number
A	06171910	EC0832-000
B	06171911	EC0833-000
C	06171912	EC0834-000
D	06171913	EC0835-000
E	06171914	EC0836-000
F	06171915	EC0837-000
G	06171916	EC0838-000
H	06171917	EC0839-000
I	06171918	EC0840-000
J	06171919	EC0841-000
K	06171920	EC0842-000
L	06171921	EC0843-000
M	06171922	EC0844-000
N	06171923	EC0845-000
O	06171924	EC0846-000
P	06171925	EC0847-000
Q	06171926	EC0848-000
R	06171927	EC0849-000
S	06171928	EC0850-000
T	06171929	EC0851-000
U	06171930	EC0852-000
V	06171931	EC0853-000
W	06171932	EC0854-000
X	06171933	EC0855-000
Y	06171934	EC0856-000
Z	06171935	EC0857-000
0	06171900	EC0822-000
1	06171901	EC0823-000
2	06171902	EC0824-000
3	06171903	EC0825-000
4	06171904	EC0826-000
5	06171905	EC0827-000
6	06171906	EC0828-000
7	06171907	EC0829-000
8	06171908	EC0830-000
9	06171909	EC0831-000
+	06171936	EC0858-000
-	06171937	EC0859-000
/	06171938	EC0860-000
.	06171948	EC0868-000
	06171940	EC0862-000

Z-TYPE™ MARKER - SIZE 15

Colour	Description	Part Number
A	06181910	EC1047-000
B	06181911	EC1048-000
C	06181912	EC1049-000
D	06181913	EC1050-000
E	06181914	EC1051-000
F	06181915	EC1052-000
G	06181916	EC1053-000
H	06181917	EC1054-000
I	06181918	EC1055-000
J	06181919	EC1056-000
K	06181920	EC1057-000
L	06181921	EC1058-000
M	06181922	EC1059-000
N	06181923	EC1060-000
O	06181924	EC1061-000
P	06181925	EC1062-000
Q	06181926	EC1063-000
R	06181927	EC1064-000
S	06181928	EC1065-000
T	06181929	EC1066-000
U	06181930	EC1067-000
V	06181931	EC1068-000
W	06181932	EC1069-000
X	06181933	EC1070-000
Y	06181934	EC1071-000
Z	06181935	EC1072-000
0	06181900	EC1037-000
1	06181901	EC1038-000
2	06181902	EC1039-000
3	06181903	EC1040-000
4	06181904	EC1041-000
5	06181905	EC1042-000
6	06181906	EC1043-000
7	06181907	EC1044-000
8	06181908	EC1045-000
9	06181909	EC1046-000
+	06181936	EC1073-000
-	06181937	EC1074-000
/	06181938	EC1075-000
.	06181948	EC1081-000
	06181940	EC1077-000

Colour	Description	Part Number
A	06181410	EH8548-000
B	06181411	EJ2128-000
C	06181412	EJ2129-000
D	06181413	EJ2130-000
E	06181414	EJ2131-000
F	06181415	EJ2133-000
G	06181416	EJ2134-000
H	06181417	EJ2135-000
I	06181418	EJ2141-000
J	06181419	EJ2142-000
K	06181420	EJ2143-000
L	06181421	EJ2144-000
M	06181422	EJ2145-000
N	06181423	EJ2146-000
O	06181424	EJ2147-000
P	06181425	EJ2148-000
Q	06181426	EJ2149-000
R	06181427	EJ2150-000
S	06181428	EJ2151-000
T	06181429	EJ2152-000
U	06181430	EJ2154-000
V	06181431	EJ2155-000
W	06181432	EJ2158-000
X	06181433	EJ2159-000
Y	06181434	EJ2160-000
Z	06181435	EJ2161-000
0	06181400	EC1030-000
1	06181401	EJ2114-000
2	06181402	EJ2115-000
3	06181403	EJ2116-000
4	06181404	EC1031-000
5	06181405	EJ2117-000
6	06181406	EJ2118-000
7	06181407	EJ2119-000
8	06181408	EJ2120-000
9	06181409	EJ2121-000
+	06181436	EJ2127-000
-	06181437	EJ2122-000
/	06181438	EJ2124-000
.	06181448	EJ2123-000
	06181440	EJ2132-000

Identification Solutions

Wire and Cable Identification

Z-TYPE™ MARKER - SIZE 18

Colour	Description	Part Number	Colour	Description	Part Number
A	06201910	EC1237-000	A	06201410	EH8551-000
B	06201911	EC1238-000	B	06201411	EJ2211-000
C	06201912	EC1239-000	C	06201412	EJ2212-000
D	06201913	EC1240-000	D	06201413	EJ2213-000
E	06201914	EC1241-000	E	06201414	ED4877-000
F	06201915	EC1242-000	F	06201415	EJ2215-000
G	06201916	EC1243-000	G	06201416	EJ2248-000
H	06201917	EC1244-000	H	06201417	EJ2217-000
I	06201918	EC1245-000	I	06201418	EJ2218-000
J	06201919	EC1246-000	J	06201419	EJ2219-000
K	06201920	EC1247-000	K	06201420	EJ2220-000
L	06201921	EC1248-000	L	06201421	ED4878-000
M	06201922	EC1249-000	M	06201422	EJ2222-000
N	06201923	EC1250-000	N	06201423	ED4879-000
O	06201924	EC1251-000	O	06201424	EJ2224-000
P	06201925	EC1252-000	P	06201425	EJ2225-000
Q	06201926	EC1253-000	Q	06201426	EJ2226-000
R	06201927	EC1254-000	R	06201427	EJ2249-000
S	06201928	EC1255-000	S	06201428	EJ2250-000
T	06201929	EC1256-000	T	06201429	EJ2251-000
U	06201930	EC1257-000	U	06201430	EJ2252-000
V	06201931	EC1258-000	V	06201431	EJ2253-000
W	06201932	EC1259-000	W	06201432	EJ2254-000
X	06201933	EC1260-000	X	06201433	EJ2255-000
Y	06201934	EC1261-000	Y	06201434	EJ2256-000
Z	06201935	EC1262-000	Z	06201435	EJ2257-000
0	06201900	EC1227-000	0	06201400	EH8549-000
1	06201901	EC1228-000	1	06201401	EJ2202-000
2	06201902	EC1229-000	2	06201402	EJ2203-000
3	06201903	EC1230-000	3	06201403	EJ2204-000
4	06201904	EC1231-000	4	06201404	EC1222-000
5	06201905	EC1232-000	5	06201405	EJ2205-000
6	06201906	EC1233-000	6	06201406	EJ2206-000
7	06201907	EC1234-000	7	06201407	EJ2207-000
8	06201908	EC1235-000	8	06201408	EJ2208-000
9	06201909	EC1236-000	9	06201409	EJ2209-000
+	06201936	EC1263-000	+	06201436	EJ2247-000
-	06201937	EC1264-000	-	06201437	EJ2223-000
/	06201938	EC1265-000	/	06201438	EJ2221-000
.	06201948	EC1270-000	.	06201448	EJ2210-000
⏏	06201940	EC1267-000	⏏	06201440	EJ2214-000

K-TYPE™ MARKER

Cable Markers

K-TYPE™ Markers are designed to offer flexibility when it comes to wire and cable identification. Used to identify wire bundles, cables, pipes and conduits, the oval shaped profile has been designed to allow markers to be accurately positioned onto a carrier strip and attached to the substrate using cable ties. K-TYPE™ markers are ideal for post termination applications or where retrofitting is required.

Markers are supplied as internationally colour coded yellow with pre-printed black legends. K-TYPE™ markers come in one standard size to fit carrier strips that can hold from 7 to 18 markers and are made from a plasticized PVC material. Suitable for industrial applications. Other colors available, consult your local TE Representative.

FEATURES AND BENEFITS

- K-TYPE™ markers are a cost-effective solution for many commercial wire identification applications.
- Self-extinguishing
- Resistant to key Industrial fluids, including those used in Mass transit, aviation and military
- Versatile marking system for cables, cable bundles and conduit
- Elliptical marker profile allows easy fitting to carrier strips

INDUSTRY



ORDERING INFORMATION

CARRIER STRIPS

Part Description	Part Number	Size	Pack Quantity	Markers Per Carrier
1132000	EC4943-000	66	500	7
1131000	EC4942-000	97	500	12
1130000	EC4941-000	134	200	18

PRODUCT SIZE CODE

Size Code (Straight Cut)	Marker Size	Marker Width	Pack Quantity
		mm	pc
1361	65	6.0	500



Temperature rating

Operating Temperature range -45°C to 70°C
(-49°F to 158°F)

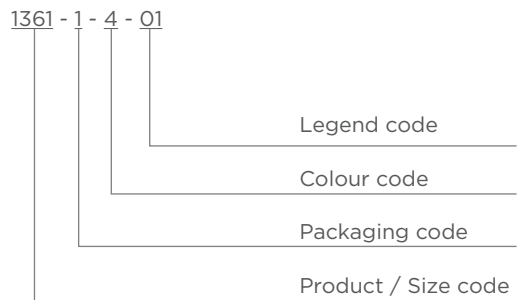
Specifications and Approvals

BS 6746C: 1993
IEC 60304

For More information

Technical Datasheet: TTDS-025
Product Specification Sheet: RW-2535



ORDERING DESCRIPTION SYSTEM



Identification Solutions

Wire and Cable Identification

K-TYPE™ MARKER K65

Colour	Description	Part Number	Colour	Description	Part Number
A	13611910	EC6529-000	A	13611410	EC6464-000
B	13611911	EC6530-000	B	13611411	EC6465-000
C	13611912	EC6531-000	C	13611412	EC6466-000
D	13611913	EC6532-000	D	13611413	EC6467-000
E	13611914	EC6533-000	E	13611414	EC6468-000
F	13611915	EC6534-000	F	13611415	EC6469-000
G	13611916	EC6535-000	G	13611416	EC6470-000
H	13611917	EC6536-000	H	13611417	EC6471-000
I	13611918	EC6537-000	I	13611418	EC6472-000
J	13611919	EC6538-000	J	13611419	EC6473-000
K	13611920	EC6539-000	K	13611420	EC6474-000
L	13611921	EC6540-000	L	13611421	EC6475-000
M	13611922	EC6541-000	M	13611422	EC6476-000
N	13611923	EC6542-000	N	13611423	EC6477-000
O	13611924	EC6543-000	O	13611424	EC6478-000
P	13611925	EC6544-000	P	13611425	EC6479-000
Q	13611926	EC6545-000	Q	13611426	EC6480-000
R	13611927	EC6546-000	R	13611427	EC6481-000
S	13611928	EC6547-000	S	13611428	EC6482-000
T	13611929	EC6548-000	T	13611429	EC6483-000
U	13611930	EC6549-000	U	13611430	EC6484-000
V	13611931	EC6550-000	V	13611431	EC6485-000
W	13611932	EC6551-000	W	13611432	EC6486-000
X	13611933	EC6552-000	X	13611433	EC6487-000
Y	13611934	EC6553-000	Y	13611434	EC6488-000
Z	13611935	EC6554-000	Z	13611435	EC6489-000
0	13611900	EC6519-000	0	13611400	EC6454-000
1	13611901	EC6520-000	1	13611401	EC6455-000
2	13611902	EC6521-000	2	13611402	EC6456-000
3	13611903	EC6522-000	3	13611403	EC6457-000
4	13611904	EC6523-000	4	13611404	EC6458-000
5	13611905	EC6524-000	5	13611405	EC6459-000
6	13611906	EC6525-000	6	13611406	EC6460-000
7	13611907	EC6526-000	7	13611407	EC6461-000
8	13611908	EC6527-000	8	13611408	EC6462-000
9	13611909	EC6528-000	9	13611409	EC6463-000
+	13611936	EC6555-000	+	13611436	EC6490-000
-	13611937	EC6556-000	-	13611437	EC6491-000
/	13611938	EC6557-000	/	13611438	EC6492-000
.	13611948	EC6564-000	.	13611448	EC6501-000
	13611940	EC6559-000		13611440	EC6494-000

Identification Solutions

Wire and Cable Identification

STD Marker

Snap-On Markers

STD markers are individual snap on markers used to identify wires and small cables. Markers are side-entry installed using an applicator wand, allowing identification after termination and/or installation. These markers have an expanding profile which enable markers to accommodate a wide range of wire and small cable sizes. Markers are supplied “chevron” cut to ensure the legend remains aligned.

Manufactured using a zero halogen polyoxymethylene (POM) compound, snap-on wire markers are designed to stand the test of time, preventing costly re-work before the life of the equipment ends. This is why TE’s snap-on markers are found today in power stations, oil refineries, offshore platforms, and other major projects around the world.

FEATURES AND BENEFITS

- Snap-on markers are the perfect way to permanently and rapidly mark cables, wires, leads, and cores after termination and installation
- Zero Halogen
- Excellent Resistance to Burning - UL94 HB rated
- Resistant to key fluids, including those used in Energy, Oil refineries, Aviation and Military
- Made from polyoxymethylene which guarantees strength, dimensional stability, low moisture absorption, and good resistance to chemicals
- Applicator wands available for easy marker installation

INDUSTRY



ORDERING INFORMATION PRODUCT SIZE CODE



Temperature rating

Operating Temperature range -40°C to 106°C
(-40°F to 223°F)

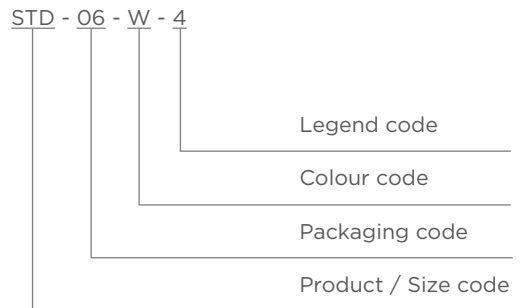
Specifications and Approvals

UL94 HB

For More information


Technical Datasheet: TTDS-094
Product Specification Sheet: RW-2538

ORDERING DESCRIPTION SYSTEM





Size Code (Straight Cut)	Colour of Wand	Pack Quantity	Cable Diameter		Applicator	
			mm	Inches	Parts Description	Part Number
STD 01	Brown	10 Mounting wands with 30 identical markers	1.0 - 1.4	0.040 - 0.055	Pre-loaded	
STD 02	Grey	10 Mounting wands with 30 identical markers	1.4 - 1.8	0.055 - 0.071	Pre-loaded	
STD 03	Green	10 Mounting wands with 30 identical markers	1.9 - 2.6	0.075 - 0.102	Pre-loaded	
STD 05	Natural	10 Mounting wands with 30 identical markers	2.3 - 3.0	0.091 - 0.118	Pre-loaded	
STD 06	Red	10 Mounting wands with 30 identical markers	2.6 - 3.5	0.102 - 0.138	Pre-loaded	
STD 09	Blue	10 Mounting wands with 30 identical markers	3.2 - 4.5	0.126 - 0.177	Pre-loaded	
STD 12	Yellow	10 Mounting wands with 30 identical markers	4.5 - 6.0	0.177 - 0.236	Pre-loaded	
STD 15	Orange*	50 Identical markers; applicator available on request	5.8 - 8.5	0.228 - 0.335	STD15-APPLICATOR	5-1768045-4
STD 17	Orange*	50 Identical markers; applicator available on request	8.5 - 11.5	0.335 - 0.452	STD17-APPLICATOR	3-1768046-0
STD 21	Grey*	50 Identical markers; applicator available on request	11.0 - 15.5	0.433 - 0.610	STD21-APPLICATOR	1768047-5
STD 24	Grey*	50 Identical markers; applicator available on request	15.0 - 19.0	0.590 - 0.750	STD24-APPLICATOR	8-1768047-0

STD MARKER 01


Colour	Description	Part Number
A	STD01W-A	543032-000
B	STD01W-B	667794-000
C	STD01W-C	490978-000
D	STD01W-D	892212-000
E	STD01W-E	306924-000
F	STD01W-F	564572-000
G	STD01W-G	476126-000
H	STD01W-H	773592-000
I	STD01W-I	744932-000
J	STD01W-J	558694-000
K	STD01W-K	300156-000
L	STD01W-L	069822-000
M	STD01W-M	797550-000
N	STD01W-N	825954-000
O	STD01W-O	380468-000
P	STD01W-P	003470-000
Q	STD01W-Q	184430-000
R	STD01W-R	127474-000
S	STD01W-S	894140-000
T	STD01W-T	381132-000
U	STD01W-U	764856-000
V	STD01W-V	117528-000
W	STD01W-W	019350-000
X	STD01W-X	165016-000
Y	STD01W-Y	098122-000
Z	STD01W-Z	030648-000
0	STD01W-0	380468-000
1	STD01W-1	036952-000
2	STD01W-2	880874-000
3	STD01W-3	261416-000
4	STD01W-4	886014-000
5	STD01W-5	472156-000
6	STD01W-6	697328-000
7	STD01W-7	115690-000
8	STD01W-8	695082-000
9	STD01W-9	524448-000
+	STD01W-PLUS	9-1768040-0
-	STD01W-MINUS	8-1768040-7
/	STD01W-SLASH	435160-000
.	STD01W-DOT	7-1768040-9
	STD01W-EARTH	8-1768040-0


STD MARKER 02

Colour	Description	Part Number
A	STD02W-A	487180-000
B	STD02W-B	003324-000
C	STD02W-C	055262-000
D	STD02W-D	488834-000
E	STD02W-E	397338-000
F	STD02W-F	961776-000
G	STD02W-G	145890-000
H	STD02W-H	739622-000
I	STD02W-I	340984-000
J	STD02W-J	965732-000
K	STD02W-K	167492-000
L	STD02W-L	165426-000
M	STD02W-M	701898-000
N	STD02W-N	052350-000
O	STD02W-O	356494-000
P	STD02W-P	847560-000
Q	STD02W-Q	153592-000
R	STD02W-R	703268-000
S	STD02W-S	108520-000
T	STD02W-T	424514-000
U	STD02W-U	009222-000
V	STD02W-V	421406-000
W	STD02W-W	592248-000
X	STD02W-X	141794-000
Y	STD02W-Y	273610-000
Z	STD02W-Z	471570-000
0	STD02W-0	103302-000
1	STD02W-1	819694-000
2	STD02W-2	341158-000
3	STD02W-3	313440-000
4	STD02W-4	028034-000
5	STD02W-5	939726-000
6	STD02W-6	996948-000
7	STD02W-7	147282-000
8	STD02W-8	318610-000
9	STD02W-9	479820-000
+	STD02W-PLUS	6-1768041-4
-	STD02W-MINUS	6-1768041-1
/	STD02W-SLASH	003880-000
.	STD02W-DOT	5-1768041-3
	STD02W-EARTH	5-1768041-4


Colour	Description	Part Number
A	STD02Y-A	6-1768041-7
B	STD02Y-B	7-1768041-0
C	STD02Y-C	7-1768041-3
D	STD02Y-D	7-1768041-5
E	STD02Y-E	7-1768041-8
F	STD02Y-F	8-1768041-1
G	STD02Y-G	8-1768041-3
H	STD02Y-H	8-1768041-5
I	STD02Y-I	8-1768041-7
J	STD02Y-J	8-1768041-8
K	STD02Y-K	8-1768041-9
L	STD02Y-L	9-1768041-1
M	STD02Y-M	9-1768041-3
N	STD02Y-N	9-1768041-6
O	STD02Y-O	458092-000
P	STD02Y-P	9-1768041-8
Q	STD02Y-Q	1768042-1
R	STD02Y-R	1768042-2
S	STD02Y-S	1768042-4
T	STD02Y-T	1768042-6
U	STD02Y-U	1768042-7
V	STD02Y-V	1768042-8
W	STD02Y-W	1768042-9
X	STD02Y-X	1-1768042-0
Y	STD02Y-Y	1-1768042-1
Z	STD02Y-Z	1-1768042-2
0	STD02Y-0	6-1768041-6
1	STD02Y-1	557314-000
2	STD02Y-2	983856-000
3	STD02Y-3	709528-000
4	STD02Y-4	365180-000
5	STD02Y-5	996838-000
6	STD02Y-6	859984-000
7	STD02Y-7	972648-000
8	STD02Y-8	379708-000
9	STD02Y-9	005930-000
+	STD02Y-PLUS	9-1768041-9
-	STD02Y-MINUS	9-1768041-4
/	STD02Y-SLASH	1768042-5
.	STD02Y-DOT	7-1768041-7
	STD02Y-EARTH	7-1768041-9


STD MARKER 03

Colour	Description	Part Number
A	STD03W-A	167476-000
B	STD03W-B	213166-000
C	STD03W-C	586908-000
D	STD03W-D	845704-000
E	STD03W-E	916196-000
F	STD03W-F	032218-000
G	STD03W-G	122028-000
H	STD03W-H	801234-000
I	STD03W-I	761148-000
J	STD03W-J	000666-000
K	STD03W-K	384850-000
L	STD03W-L	053232-000
M	STD03W-M	236988-000
N	STD03W-N	581086-000
O	STD03W-O	827884-000
P	STD03W-P	969958-000
Q	STD03W-Q	185576-000
R	STD03W-R	559060-000
S	STD03W-S	376500-000
T	STD03W-T	006340-000
U	STD03W-U	593358-000
V	STD03W-V	875154-000
W	STD03W-W	026896-000
X	STD03W-X	593434-000
Y	STD03W-Y	982978-000
Z	STD03W-Z	033694-000
0	STD03W-0	321874-000
1	STD03W-1	496764-000
2	STD03W-2	369880-000
3	STD03W-3	434716-000
4	STD03W-4	092790-000
5	STD03W-5	403072-000
6	STD03W-6	571230-000
7	STD03W-7	345774-000
8	STD03W-8	446638-000
9	STD03W-9	070440-000
+	STD03W-PLUS	3-1768042-3
-	STD03W-MINUS	3-1768042-0
/	STD03W-SLASH	489958-000
.	STD03W-DOT	2-1768042-3
	STD03W-EARTH	351404-000

Colour	Description	Part Number
A	STD03Y-A	345038-000
B	STD03Y-B	588040-000
C	STD03Y-C	4-1768042-2
D	STD03Y-D	4-1768042-4
E	STD03Y-E	4-1768042-7
F	STD03Y-F	886822-000
G	STD03Y-G	5-1768042-1
H	STD03Y-H	361720-000
I	STD03Y-I	413464-000
J	STD03Y-J	5-1768042-4
K	STD03Y-K	657680-000
L	STD03Y-L	5-1768042-6
M	STD03Y-M	5-1768042-8
N	STD03Y-N	6-1768042-1
O	STD03Y-O	768714-000
P	STD03Y-P	6-1768042-3
Q	STD03Y-Q	755512-000
R	STD03Y-R	6-1768042-5
S	STD03Y-S	992474-000
T	STD03Y-T	6-1768042-8
U	STD03Y-U	6-1768042-9
V	STD03Y-V	7-1768042-0
W	STD03Y-W	7-1768042-1
X	STD03Y-X	666390-000
Y	STD03Y-Y	7-1768042-2
Z	STD03Y-Z	956734-000
0	STD03Y-0	768714-000
1	STD03Y-1	197036-000
2	STD03Y-2	610528-000
3	STD03Y-3	770010-000
4	STD03Y-4	499680-000
5	STD03Y-5	998356-000
6	STD03Y-6	518144-000
7	STD03Y-7	443352-000
8	STD03Y-8	774414-000
9	STD03Y-9	090056-000
+	STD03Y-PLUS	6-1768042-4
-	STD03Y-MINUS	5-1768042-9
/	STD03Y-SLASH	6-1768042-7
.	STD03Y-DOT	4-1768042-6
	STD03Y-EARTH	4-1768042-8


STD MARKER 05


Colour	Description	Part Number
A	STD05W-A	8-1768042-3
B	STD05W-B	8-1768042-6
C	STD05W-C	8-1768042-9
D	STD05W-D	9-1768042-1
E	STD05W-E	9-1768042-4
F	STD05W-F	9-1768042-7
G	STD05W-G	9-1768042-9
H	STD05W-H	1768043-2
I	STD05W-I	1768043-4
J	STD05W-J	1768043-5
K	STD05W-K	1768043-6
L	STD05W-L	1768043-8
M	STD05W-M	1-1768043-0
N	STD05W-N	1-1768043-3
O	STD05W-O	7-1768042-3
P	STD05W-P	1-1768043-5
Q	STD05W-Q	1-1768043-7
R	STD05W-R	1-1768043-8
S	STD05W-S	2-1768043-0
T	STD05W-T	2-1768043-2
U	STD05W-U	2-1768043-3
V	STD05W-V	2-1768043-5
W	STD05W-W	2-1768043-6
X	STD05W-X	2-1768043-7
Y	STD05W-Y	2-1768043-8
Z	STD05W-Z	2-1768043-9
0	STD05W-0	7-1768042-3
1	STD05W-1	7-1768042-4
2	STD05W-2	7-1768042-5
3	STD05W-3	7-1768042-6
4	STD05W-4	7-1768042-7
5	STD05W-5	7-1768042-8
6	STD05W-6	7-1768042-9
7	STD05W-7	8-1768042-0
8	STD05W-8	8-1768042-1
9	STD05W-9	8-1768042-2
+	STD05W-PLUS	1-1768043-6
-	STD05W-MINUS	1-1768043-1
/	STD05W-SLASH	2-1768043-1
.	STD05W-DOT	9-1768042-3
	STD05W-EARTH	9-1768042-5


Colour	Description	Part Number
A	STD05Y-A	4-1768043-0
B	STD05Y-B	4-1768043-3
C	STD05Y-C	4-1768043-6
D	STD05Y-D	4-1768043-8
E	STD05Y-E	5-1768043-1
F	STD05Y-F	5-1768043-4
G	STD05Y-G	5-1768043-6
H	STD05Y-H	5-1768043-8
I	STD05Y-I	6-1768043-0
J	STD05Y-J	6-1768043-1
K	STD05Y-K	6-1768043-2
L	STD05Y-L	6-1768043-4
M	STD05Y-M	6-1768043-6
N	STD05Y-N	6-1768043-9
O	STD05Y-O	3-1768043-0
P	STD05Y-P	7-1768043-1
Q	STD05Y-Q	7-1768043-3
R	STD05Y-R	7-1768043-4
S	STD05Y-S	7-1768043-6
T	STD05Y-T	7-1768043-8
U	STD05Y-U	7-1768043-9
V	STD05Y-V	8-1768043-0
W	STD05Y-W	8-1768043-1
X	STD05Y-X	8-1768043-2
Y	STD05Y-Y	8-1768043-3
Z	STD05Y-Z	8-1768043-4
0	STD05Y-0	3-1768043-0
1	STD05Y-1	3-1768043-1
2	STD05Y-2	3-1768043-2
3	STD05Y-3	3-1768043-3
4	STD05Y-4	3-1768043-4
5	STD05Y-5	3-1768043-5
6	STD05Y-6	3-1768043-6
7	STD05Y-7	3-1768043-7
8	STD05Y-8	3-1768043-8
9	STD05Y-9	3-1768043-9
+	STD05Y-PLUS	7-1768043-2
-	STD05Y-MINUS	6-1768043-7
/	STD05Y-SLASH	7-1768043-7
.	STD05Y-DOT	5-1768043-0
	STD05Y-EARTH	5-1768043-2


STD MARKER 06

STD MARKER 09


Colour	Description	Part Number
A	STD06W-A	465694-000
B	STD06W-B	390550-000
C	STD06W-C	286932-000
D	STD06W-D	651444-000
E	STD06W-E	574158-000
F	STD06W-F	235542-000
G	STD06W-G	578874-000
H	STD06W-H	459916-000
I	STD06W-I	195488-000
J	STD06W-J	257040-000
K	STD06W-K	573384-000
L	STD06W-L	234826-000
M	STD06W-M	273236-000
N	STD06W-N	928608-000
O	STD06W-O	960460-000
P	STD06W-P	588992-000
Q	STD06W-Q	168296-000
R	STD06W-R	455404-000
S	STD06W-S	220668-000
T	STD06W-T	819568-000
U	STD06W-U	639630-000
V	STD06W-V	683320-000
W	STD06W-W	015462-000
X	STD06W-X	061564-000
Y	STD06W-Y	004924-000
Z	STD06W-Z	217706-000
0	STD06W-0	134056-000
1	STD06W-1	712904-000
2	STD06W-2	478630-000
3	STD06W-3	991038-000
4	STD06W-4	662434-000
5	STD06W-5	531934-000
6	STD06W-6	177598-000
7	STD06W-7	632126-000
8	STD06W-8	384682-000
9	STD06W-9	965848-000
+	STD06W-PLUS	1768044-7
-	STD06W-MINUS	1768044-4
/	STD06W-SLASH	094824-000
.	STD06W-DOT	9-1768043-4
	STD06W-EARTH	9-1768043-5

Colour	Description	Part Number
A	STD06Y-A	087406-000
B	STD06Y-B	757816-000
C	STD06Y-C	621660-000
D	STD06Y-D	661096-000
E	STD06Y-E	056868-000
F	STD06Y-F	863870-000
G	STD06Y-G	203428-000
H	STD06Y-H	582580-000
I	STD06Y-I	945988-000
J	STD06Y-J	301972-000
K	STD06Y-K	668832-000
L	STD06Y-L	001308-000
M	STD06Y-M	682660-000
N	STD06Y-N	858346-000
O	STD06Y-O	162552-000
P	STD06Y-P	033374-000
Q	STD06Y-Q	675790-000
R	STD06Y-R	168706-000
S	STD06Y-S	074826-000
T	STD06Y-T	836378-000
U	STD06Y-U	816500-000
V	STD06Y-V	709862-000
W	STD06Y-W	976882-000
X	STD06Y-X	424858-000
Y	STD06Y-Y	067448-000
Z	STD06Y-Z	930240-000
0	STD06Y-0	459072-000
1	STD06Y-1	474550-000
2	STD06Y-2	493356-000
3	STD06Y-3	444122-000
4	STD06Y-4	805984-000
5	STD06Y-5	092458-000
6	STD06Y-6	226310-000
7	STD06Y-7	677496-000
8	STD06Y-8	729268-000
9	STD06Y-9	978452-000
+	STD06Y-PLUS	E52054-000
-	STD06Y-MINUS	2-1768044-9
/	STD06Y-SLASH	562584-000
.	STD06Y-DOT	2-1768044-0
	STD06Y-EARTH	2-1768044-1


Colour	Description	Part Number
A	STD09W-A	317872-000
B	STD09W-B	929926-000
C	STD09W-C	595148-000
D	STD09W-D	535494-000
E	STD09W-E	318782-000
F	STD09W-F	778086-000
G	STD09W-G	362886-000
H	STD09W-H	659958-000
I	STD09W-I	234392-000
J	STD09W-J	429560-000
K	STD09W-K	594054-000
L	STD09W-L	591020-000
M	STD09W-M	853188-000
N	STD09W-N	547972-000
O	STD09W-O	870334-000
P	STD09W-P	294582-000
Q	STD09W-Q	702368-000
R	STD09W-R	071620-000
S	STD09W-S	701134-000
T	STD09W-T	594256-000
U	STD09W-U	588548-000
V	STD09W-V	651644-000
W	STD09W-W	910358-000
X	STD09W-X	697154-000
Y	STD09W-Y	068920-000
Z	STD09W-Z	952914-000
0	STD09W-0	808756-000
1	STD09W-1	564314-000
2	STD09W-2	881128-000
3	STD09W-3	451612-000
4	STD09W-4	776688-000
5	STD09W-5	411220-000
6	STD09W-6	062724-000
7	STD09W-7	638470-000
8	STD09W-8	671050-000
9	STD09W-9	519158-000
+	STD09W-PLUS	5-1768044-5
-	STD09W-MINUS	5-1768044-2
/	STD09W-SLASH	190726-000
.	STD09W-DOT	4-1768044-3
	STD09W-EARTH	4-1768044-4


Colour	Description	Part Number
A	STD09Y-A	862816-000
B	STD09Y-B	036610-000
C	STD09Y-C	452642-000
D	STD09Y-D	281690-000
E	STD09Y-E	882530-000
F	STD09Y-F	017172-000
G	STD09Y-G	112902-000
H	STD09Y-H	075034-000
I	STD09Y-I	769976-000
J	STD09Y-J	327448-000
K	STD09Y-K	672532-000
L	STD09Y-L	509762-000
M	STD09Y-M	205508-000
N	STD09Y-N	667860-000
O	STD09Y-O	047316-000
P	STD09Y-P	597516-000
Q	STD09Y-Q	247002-000
R	STD09Y-R	920140-000
S	STD09Y-S	590022-000
T	STD09Y-T	497634-000
U	STD09Y-U	491394-000
V	STD09Y-V	423154-000
W	STD09Y-W	365646-000
X	STD09Y-X	523918-000
Y	STD09Y-Y	362942-000
Z	STD09Y-Z	322370-000
0	STD09Y-0	047316-000
1	STD09Y-1	064090-000
2	STD09Y-2	700690-000
3	STD09Y-3	410908-000
4	STD09Y-4	422172-000
5	STD09Y-5	131226-000
6	STD09Y-6	746782-000
7	STD09Y-7	007980-000
8	STD09Y-8	634544-000
9	STD09Y-9	645636-000
+	STD09Y-PLUS	7-1768044-8
-	STD09Y-MINUS	7-1768044-5
/	STD09Y-SLASH	792924-000
.	STD09Y-DOT	6-1768044-6
	STD09Y-EARTH	6-1768044-7


STD MARKER 12

Colour	Description	Part Number
A	STD12W-A	392758-000
B	STD12W-B	190370-000
C	STD12W-C	379242-000
D	STD12W-D	466552-000
E	STD12W-E	952178-000
F	STD12W-F	242654-000
G	STD12W-G	371912-000
H	STD12W-H	544882-000
I	STD12W-I	743644-000
J	STD12W-J	925236-000
K	STD12W-K	402858-000
L	STD12W-L	372210-000
M	STD12W-M	797170-000
N	STD12W-N	224378-000
O	STD12W-O	040688-000
P	STD12W-P	200490-000
Q	STD12W-Q	881472-000
R	STD12W-R	610526-000
S	STD12W-S	958362-000
T	STD12W-T	080248-000
U	STD12W-U	606344-000
V	STD12W-V	244058-000
W	STD12W-W	922324-000
X	STD12W-X	151660-000
Y	STD12W-Y	976192-000
Z	STD12W-Z	928688-000
0	STD12W-0	027608-000
1	STD12W-1	028690-000
2	STD12W-2	127922-000
3	STD12W-3	869998-000
4	STD12W-4	422284-000
5	STD12W-5	329976-000
6	STD12W-6	654200-000
7	STD12W-7	727782-000
8	STD12W-8	157886-000
9	STD12W-9	612832-000
+	STD12W-PLUS	9-1768044-6
-	STD12W-MINUS	9-1768044-3
/	STD12W-SLASH	102828-000
.	STD12W-DOT	8-1768044-5
	STD12W-EARTH	8-1768044-6


STD MARKER 15

Colour	Description	Part Number
A	STD12Y-A	1768045-9
B	STD12Y-B	1-1768045-2
C	STD12Y-C	1-1768045-5
D	STD12Y-D	1-1768045-7
E	STD12Y-E	2-1768045-0
F	STD12Y-F	2-1768045-3
G	STD12Y-G	2-1768045-5
H	STD12Y-H	2-1768045-7
I	STD12Y-I	2-1768045-9
J	STD12Y-J	3-1768045-0
K	STD12Y-K	3-1768045-1
L	STD12Y-L	3-1768045-3
M	STD12Y-M	3-1768045-5
N	STD12Y-N	3-1768045-8
O	STD12Y-O	9-1768044-8
P	STD12Y-P	4-1768045-0
Q	STD12Y-Q	4-1768045-2
R	STD12Y-R	4-1768045-3
S	STD12Y-S	4-1768045-5
T	STD12Y-T	4-1768045-7
U	STD12Y-U	4-1768045-8
V	STD12Y-V	4-1768045-9
W	STD12Y-W	5-1768045-0
X	STD12Y-X	5-1768045-1
Y	STD12Y-Y	5-1768045-2
Z	STD12Y-Z	5-1768045-3
0	STD12Y-0	9-1768044-8
1	STD12Y-1	9-1768044-9
2	STD12Y-2	1768045-1
3	STD12Y-3	1768045-2
4	STD12Y-4	1768045-3
5	STD12Y-5	1768045-4
6	STD12Y-6	1768045-5
7	STD12Y-7	1768045-6
8	STD12Y-8	1768045-7
9	STD12Y-9	1768045-8
+	STD12Y-PLUS	4-1768045-1
-	STD12Y-MINUS	3-1768045-6
/	STD12Y-SLASH	4-1768045-6
.	STD12Y-DOT	1-1768045-9
	STD12Y-EARTH	2-1768045-1


Colour	Description	Part Number
A	STD15W-A	755008-000
B	STD15W-B	802902-000
C	STD15W-C	838714-000
D	STD15W-D	629606-000
E	STD15W-E	133110-000
F	STD15W-F	537002-000
G	STD15W-G	685362-000
H	STD15W-H	863976-000
I	STD15W-I	913588-000
J	STD15W-J	344640-000
K	STD15W-K	501372-000
L	STD15W-L	002648-000
M	STD15W-M	347828-000
N	STD15W-N	612672-000
O	STD15W-O	910676-000
P	STD15W-P	388482-000
Q	STD15W-Q	621494-000
R	STD15W-R	325234-000
S	STD15W-S	544426-000
T	STD15W-T	845482-000
U	STD15W-U	126270-000
V	STD15W-V	907764-000
W	STD15W-W	071812-000
X	STD15W-X	362816-000
Y	STD15W-Y	578440-000
Z	STD15W-Z	063698-000
0	STD15W-0	5-1768045-5
1	STD15W-1	916500-000
2	STD15W-2	631526-000
3	STD15W-3	883382-000
4	STD15W-4	924992-000
5	STD15W-5	381396-000
6	STD15W-6	545292-000
7	STD15W-7	360170-000
8	STD15W-8	075056-000
9	STD15W-9	054712-000
+	STD15W-PLUS	7-1768045-2
-	STD15W-MINUS	6-1768045-9
/	STD15W-SLASH	857128-000
.	STD15W-DOT	6-1768045-1
	STD15W-EARTH	6-1768045-2


Colour	Description	Part Number
A	STD15Y-A	8-1768045-4
B	STD15Y-B	8-1768045-7
C	STD15Y-C	9-1768045-0
D	STD15Y-D	9-1768045-2
E	STD15Y-E	9-1768045-5
F	STD15Y-F	9-1768045-8
G	STD15Y-G	1768046-1
H	STD15Y-H	1768046-3
I	STD15Y-I	1768046-5
J	STD15Y-J	1768046-6
K	STD15Y-K	1768046-7
L	STD15Y-L	1768046-9
M	STD15Y-M	1-1768046-1
N	STD15Y-N	1-1768046-4
O	STD15Y-O	7-1768045-4
P	STD15Y-P	1-1768046-6
Q	STD15Y-Q	1-1768046-8
R	STD15Y-R	1-1768046-9
S	STD15Y-S	2-1768046-1
T	STD15Y-T	2-1768046-3
U	STD15Y-U	2-1768046-4
V	STD15Y-V	2-1768046-5
W	STD15Y-W	2-1768046-6
X	STD15Y-X	2-1768046-7
Y	STD15Y-Y	2-1768046-8
Z	STD15Y-Z	2-1768046-9
0	STD15Y-0	7-1768045-4
1	STD15Y-1	7-1768045-5
2	STD15Y-2	7-1768045-6
3	STD15Y-3	7-1768045-7
4	STD15Y-4	7-1768045-8
5	STD15Y-5	7-1768045-9
6	STD15Y-6	8-1768045-0
7	STD15Y-7	8-1768045-1
8	STD15Y-8	8-1768045-2
9	STD15Y-9	8-1768045-3
+	STD15Y-PLUS	1-1768046-7
-	STD15Y-MINUS	1-1768046-2
/	STD15Y-SLASH	2-1768046-2
.	STD15Y-DOT	9-1768045-4
	STD15Y-EARTH	9-1768045-6

STD MARKER 17



Colour	Description	Part Number
A	STD17W-A	265752-000
B	STD17W-B	810362-000
C	STD17W-C	201082-000
D	STD17W-D	579356-000
E	STD17W-E	899028-000
F	STD17W-F	519516-000
G	STD17W-G	126680-000
H	STD17W-H	435224-000
I	STD17W-I	860516-000
J	STD17W-J	608890-000
K	STD17W-K	851872-000
L	STD17W-L	336396-000
M	STD17W-M	198170-000
N	STD17W-N	160164-000
O	STD17W-O	066806-000
P	STD17W-P	206748-000
Q	STD17W-Q	826344-000
R	STD17W-R	122436-000
S	STD17W-S	755828-000
T	STD17W-T	320388-000
U	STD17W-U	888064-000
V	STD17W-V	556206-000
W	STD17W-W	670780-000
X	STD17W-X	634758-000
Y	STD17W-Y	527804-000
Z	STD17W-Z	192346-000
0	STD17W-0	527604-000
1	STD17W-1	203994-000
2	STD17W-2	183268-000
3	STD17W-3	364638-000
4	STD17W-4	901940-000
5	STD17W-5	286422-000
6	STD17W-6	630534-000
7	STD17W-7	805758-000
8	STD17W-8	117110-000
9	STD17W-9	187054-000
+	STD17W-PLUS	4-1768046-7
-	STD17W-MINUS	4-1768046-4
/	STD17W-SLASH	777264-000
.	STD17W-DOT	3-1768046-6
	STD17W-EARTH	3-1768046-7

STD MARKER 21

Colour	Description	Part Number
A	STD21W-A	138262-000
B	STD21W-B	846224-000
C	STD21W-C	315560-000
D	STD21W-D	937516-000
E	STD21W-E	398254-000
F	STD21W-F	150770-000
G	STD21W-G	415068-000
H	STD21W-H	872820-000
I	STD21W-I	091456-000
J	STD21W-J	210862-000
K	STD21W-K	236972-000
L	STD21W-L	144498-000
M	STD21W-M	151926-000
N	STD21W-N	148398-000
O	STD21W-O	423100-000
P	STD21W-P	852494-000
Q	STD21W-Q	085934-000
R	STD21W-R	962458-000
S	STD21W-S	251560-000
T	STD21W-T	650510-000
U	STD21W-U	461542-000
V	STD21W-V	023470-000
W	STD21W-W	034464-000
X	STD21W-X	316680-000
Y	STD21W-Y	882830-000
Z	STD21W-Z	475522-000
0	STD21W-0	1768047-6
1	STD21W-1	303184-000
2	STD21W-2	563918-000
3	STD21W-3	884468-000
4	STD21W-4	666714-000
5	STD21W-5	263556-000
6	STD21W-6	557678-000
7	STD21W-7	375434-000
8	STD21W-8	871050-000
9	STD21W-9	025278-000
+	STD21W-PLUS	2-1768047-3
-	STD21W-MINUS	2-1768047-0
/	STD21W-SLASH	764286-000
.	STD21W-DOT	1-1768047-2
	STD21W-EARTH	1-1768047-3

Colour	Description	Part Number
A	STD21Y-A	3-1768047-5
B	STD21Y-B	3-1768047-8
C	STD21Y-C	4-1768047-1
D	STD21Y-D	4-1768047-3
E	STD21Y-E	4-1768047-6
F	STD21Y-F	4-1768047-9
G	STD21Y-G	5-1768047-1
H	STD21Y-H	5-1768047-3
I	STD21Y-I	5-1768047-5
J	STD21Y-J	5-1768047-6
K	STD21Y-K	5-1768047-7
L	STD21Y-L	5-1768047-9
M	STD21Y-M	6-1768047-1
N	STD21Y-N	6-1768047-4
O	STD21Y-O	2-1768047-5
P	STD21Y-P	6-1768047-6
Q	STD21Y-Q	6-1768047-8
R	STD21Y-R	6-1768047-9
S	STD21Y-S	7-1768047-1
T	STD21Y-T	7-1768047-3
U	STD21Y-U	7-1768047-4
V	STD21Y-V	7-1768047-5
W	STD21Y-W	7-1768047-6
X	STD21Y-X	7-1768047-7
Y	STD21Y-Y	7-1768047-8
Z	STD21Y-Z	7-1768047-9
0	STD21Y-0	2-1768047-5
1	STD21Y-1	2-1768047-6
2	STD21Y-2	2-1768047-7
3	STD21Y-3	2-1768047-8
4	STD21Y-4	2-1768047-9
5	STD21Y-5	3-1768047-0
6	STD21Y-6	3-1768047-1
7	STD21Y-7	3-1768047-2
8	STD21Y-8	3-1768047-3
9	STD21Y-9	3-1768047-4
+	STD21Y-PLUS	6-1768047-7
-	STD21Y-MINUS	6-1768047-2
/	STD21Y-SLASH	7-1768047-2
.	STD21Y-DOT	4-1768047-5
	STD21Y-EARTH	4-1768047-6

STD MARKER 24

Colour	Description	Part Number	Colour	Description	Part Number
A	STD24W-A	197264-000	A	STD24Y-A	031882-000
B	STD24W-B	314578-000	B	STD24Y-B	336486-000
C	STD24W-C	946230-000	C	STD24Y-C	104986-000
D	STD24W-D	339676-000	D	STD24Y-D	802932-000
E	STD24W-E	398232-000	E	STD24Y-E	1-1768048-0
F	STD24W-F	549392-000	F	STD24Y-F	1-1768048-3
G	STD24W-G	928554-000	G	STD24Y-G	1-1768048-5
H	STD24W-H	917568-000	H	STD24Y-H	1-1768048-7
I	STD24W-I	901502-000	I	STD24Y-I	1-1768048-9
J	STD24W-J	687814-000	J	STD24Y-J	2-1768048-0
K	STD24W-K	732956-000	K	STD24Y-K	2-1768048-1
L	STD24W-L	759108-000	L	STD24Y-L	320608-000
M	STD24W-M	301210-000	M	STD24Y-M	2-1768048-4
N	STD24W-N	817492-000	N	STD24Y-N	2-1768048-7
O	STD24W-O	914918-000	O	STD24Y-O	839944-000
P	STD24W-P	968824-000	P	STD24Y-P	2-1768048-9
Q	STD24W-Q	399170-000	Q	STD24Y-Q	3-1768048-1
R	STD24W-R	464414-000	R	STD24Y-R	833408-000
S	STD24W-S	040998-000	S	STD24Y-S	3-1768048-3
T	STD24W-T	264594-000	T	STD24Y-T	3-1768048-5
U	STD24W-U	154936-000	U	STD24Y-U	3-1768048-6
V	STD24W-V	271808-000	V	STD24Y-V	3-1768048-7
W	STD24W-W	116634-000	W	STD24Y-W	3-1768048-8
X	STD24W-X	233500-000	X	STD24Y-X	3-1768048-9
Y	STD24W-Y	138132-000	Y	STD24Y-Y	4-1768048-0
Z	STD24W-Z	840894-000	Z	STD24Y-Z	4-1768048-1
0	STD24W-0	8-1768047-1	0	STD24Y-0	1768048-2
1	STD24W-1	866522-000	1	STD24Y-1	340014-000
2	STD24W-2	640576-000	2	STD24Y-2	805844-000
3	STD24W-3	417638-000	3	STD24Y-3	123558-000
4	STD24W-4	542894-000	4	STD24Y-4	081620-000
5	STD24W-5	978190-000	5	STD24Y-5	201302-000
6	STD24W-6	905034-000	6	STD24Y-6	532738-000
7	STD24W-7	273650-000	7	STD24Y-7	579826-000
8	STD24W-8	187136-000	8	STD24Y-8	918298-000
9	STD24W-9	394338-000	9	STD24Y-9	537750-000
+	STD24W-PLUS	9-1768047-9	+	STD24Y-PLUS	3-1768048-0
-	STD24W-MINUS	9-1768047-6	-	STD24Y-MINUS	2-1768048-5
/	STD24W-SLASH	716408-000	/	STD24Y-SLASH	3-1768048-4
.	STD24W-DOT	8-1768047-8	.	STD24Y-DOT	1768048-9
	STD24W-EARTH	8-1768047-9		STD24Y-EARTH	1-1768048-1





PRINTERS, SOFTWARE & ACCESSORIES

PRINTERS

• T200-IDENT PRINTER	119
• TE3112 PRINTER	120
• TE3124 PRINTER	121
• T6112DS PRINTER	122

ACCESSORIES

• CUTTER & PERFORATOR (TE3112, TE3124, T6112DS)	123
• CUTTER & PERFORATOR (T200-IDENT)	124
• UNIVERSAL REEL HOLDER	125
• PRINthead CLEANING FILM	126

SOFTWARE

• WINTOTAL	127
• PRINTEASY	128

PAGE

RIBBONS

• 1966-RIBBON	129
• TMS RJS-RIBBON-4DSCE	129
• TMS RJS-RIBBON-4RPSCE	130
• TMS RJS-RIBBON-4HT	130
• T300-RIBBON-WH-4HT	131
• 1330-0607-10	131
• 1330-0619-10	132
• 1330-3300-10	132
• 1300-UV-SCE-RIBBON	133

PAGE

T200 IDENT PRINTER

The T200 IDENT printer is a medium volume, cost effective thermal transfer printer with a small footprint and ideal for small and medium sized print shops. Suitable for printing on printable tubing, printable tags and adhesive labels.

FEATURES AND BENEFITS

- 300dpi print-head suitable for alphanumeric texts, linear barcodes, and simple graphics
- Uses TE Connectivity standard ribbons
- Adjustable label sensor
- Multiple language selection
- Intuitive touch screen
- Print speed up to 125 mm/s
- Cutter and Perforator is available
- Can be purchased in a bundle package that includes Wintotal under the description: T200-IDENT-SWARE-PRINTER

APPLICATIONS

- Office environment
- Light industrial environment

AVAILABLE OPTIONS

Standard Colours	Orange
For available accessories please refer to accessories page or TTDS-260	

ORDERING INFORMATION

Ordering Description	Part Number
T200-IDENT-PRINTER	EC6996-000
T200-IDENT-SWARE-PRINTER	EC6997-000



Print Definition

300dpi resolution
 Print quality and performance guaranteed when recommended ribbon-product combination is used

Print speeds

30,40,50,75,100 & 125mm/s

Print Width Max

105.7mm

Label Width

5 to 120mm, 116mm backing

Label Height

5mm min to 1000mm max

For More information

Technical Datasheet TTDS-256
 Operators Manual 412-121029
 Ribbon Matrix 411-121005.

TE3112 PRINTER

The TE3112 printer is a high volume 300dpi thermal transfer printer suited to printing on heatshrink markers, continuous tubing, printable cable markers, and adhesive labels. The robust print engine and design ensures high speed and high density printing is achieved consistently.

FEATURES AND BENEFITS

- 300dpi print-head suitable for alphanumeric texts, linear barcodes, and simple graphics
- Uses TE Connectivity standard ribbons
- Adjustable label sensor
- Multiple language selection
- Print speed up to 125 mm/s
- Cutter and Perforator is available

APPLICATIONS

- Office environment
- Industrial environment

AVAILABLE OPTIONS

Standard Colours	Grey
For available accessories please refer to accessories page or TTDS-260	

ORDERING INFORMATION

Ordering Description	Part Number
TE3112-PRINTER	CR2120-000



Print Definition

300dpi resolution
 Print quality and performance guaranteed when recommended ribbon-product combination is used

Print speeds

30,40,50,75,100 & 125mm/s

Print Width Max

105.6mm

Label Width

4 to 106mm, 116mm backing

Label Height

5mm min to 4000mm max

For More information

Technical Datasheet TTDS-228
 Operators Manual 412-121026
 Ribbon Matrix 411-121005.

TE3124 PRINTER

The TE3124 printer is a high volume 600dpi thermal transfer printer suited to printing on heatshrink markers, continuous tubing, printable cable markers, and adhesive labels. The robust print engine and design ensures high speed and high density printing is achieved consistently.

FEATURES AND BENEFITS

- 600dpi print-head suitable for intricate graphics, alphanumeric texts, all barcodes types
- Uses TE Connectivity standard ribbons
- Adjustable label sensor
- Multiple language selection
- Print speed up to 100 mm/s
- Cutter and Perforator is available

APPLICATIONS

- Office environment
- Industrial environment

AVAILABLE OPTIONS

Standard Colours	GREY
For available accessories please refer to accessories page	
For available accessories please refer to accessories page or TTDS-260	

ORDERING INFORMATION

Ordering Description	Part Number
TE3124-PRINTER	CC9352-000



Print Definition

600dpi resolution

Print quality and performance guaranteed when recommended ribbon-product combination is used

Print speeds

30,40,50,75 & 100mm/s

Print Width Max

105.6mm

Label Width

4 to 106mm, 16mm backing

Label Height

5mm min to 1000mm max

For More information

Technical Datasheet TTDS-213

Operators Manual 412-121024

Ribbon Matrix 411-121005.

Identification Solutions

Printers

T6112DS PRINTER

The TE6112DS printer is a high volume double sided 300dpi thermal transfer printer suited to printing on heatshrink markers and continuous tubing. There are two print heads and this ensure the top and bottom of the substrate is printed in one pass. The robust print engine and design ensures high speed and high density double sided printing is achieved consistently.

FEATURES AND BENEFITS

- Single pass printing on both sides of the substrate
- 300dpi print-head suitable for alphanumeric texts, linear barcodes, and simple graphics
- Uses TE Connectivity standard ribbons
- Adjustable label sensor
- Multiple language selection
- Print speed up to 125 mm/s
- Cutter and Perforator is available

APPLICATIONS

- Office environment
- Industrial environment

AVAILABLE OPTIONS

Standard Colours	GREY
For available accessories please refer to accessories page or TTDS-260	

ORDERING INFORMATION

Ordering Description	Part Number
T6112DS-PRINTER	CP8122-000



Print Definition

300dpi resolution

Print quality and performance guaranteed when recommended ribbon-product combination is used

Print speeds

30,40,50,75, 100 & 125mm/s

Print Width Max

105.6mm

Label Width

10 to 110mm label, 4 to 85mm continuous shrink tube

Label Height

20mm min to 2000mm max

For More information

Technical Datasheet TTDS-230

Operators Manual 412-121025

Ribbon Matrix 411-121005.

Identification Solutions

Printer Accessories

TE3112, TE3124 & T6112DS

- Cutter & Perforator

The TTC-PRINTER-CUTTER and TTC-PRINTER-PERFORATOR are a robust easy to fit and operate print-accessory. The cutter will accurately and cleanly cut set lengths of continuous tube and labels. The perforator will accurately perforate to a set depth and length.

FEATURES AND BENEFITS

- The TTC-PRINTER-CUTTER or PERFORATOR is a great addition to TE printers and offers more options when it comes to identification solutions
- Robust industrial cutter and perforator units
- Easy to fit, in minutes
- No tools required for fitting
- Low maintenance required

PRINTERS

- TE3112
- TE3124
- T6112DS

AVAILABLE OPTIONS

Standard Colours	GREY
TTC-PRINTER-CUTTER	
TTC-PRINTER-PERFORATOR	

ORDERING INFORMATION

Ordering Description	Part Number
TTC-PRINTER-CUTTER	ED4096-000
TTC-PRINTER-PERFORATOR	ED4095-000



For More information

Technical Datasheet TTDS-260

Identification Solutions

Printer Accessories

T200-IDENT

- Cutter & Perforator

The T200-IDENT-CUTTER and T200-IDENT-PERFORATOR are an easy to fit and operate printer-accessory. The cutter will accurately and cleanly cut set lengths of continuous tube and labels. The perforator will accurately perforate to a set depth and length.

FEATURES AND BENEFITS

- The T200-IDENT-CUTTER or PERFORATOR is a great addition to TE printers and offers more options when it comes to identification solutions
- Easy to fit, in minutes
- No tools required for fitting
- Low maintenance required

PRINTERS

- T200 IDENT

AVAILABLE OPTIONS

Standard Colours	ORANGE
T200-PRINTER-CUTTER	
T200-PRINTER-PERFORATOR	

ORDERING INFORMATION

Ordering Description	Part Number
T200-IDENT-CUTTER	EC8456-000
T200-IDENT-PERFORATOR	EC8869-000



For More information

Technical Datasheet TTDS-260
T200 IDENT PERFORATOR setup instructions
411-121015

Identification Solutions

Printer Accessories

UNIVERSAL-REEL-HOLDER

The Universal reel holder is a free standing bench top, or wall mounted reel holder. Designed to dispense all TE Connectivity identification marker sleeves, cable markers and labels. This robust metal, low cost reel holder replaces all other TE Printer reel holders. The Universal reel holder can be used with the complete TE printer range.

FEATURES AND BENEFITS

- The Universal reel holder allows for easier, more efficient feeding of products into TE printers
- Compatible with the full range of TE printers
- Dispenses the full range of TE cable markers and labels
- Free standing bench top
- Wall mountable for space saving
- Robust, all metal stand

APPLICATIONS

- Office environment
- Industrial environment

AVAILABLE OPTIONS

Standard Colours

ORANGE

Accessories: Reel holder adaptors, which hold the reel in place on the Universal reel holder



For More information

Technical Datasheet TTDS-260 & TTDS-259

ORDERING INFORMATION

Ordering Description	Part Number
PRINTER-UNIVERSAL-REEL-HOLDER	EC9926-000
PRINTER-UNIVERSAL-REEL-HOLDER-ADAPTORS	EC9927-000

Identification Solutions

Printer Accessories

PRINthead-CLEANING-FILM

The PRINthead-CLEANING-FILM is an easy to use method of cleaning all TE Connectivity Thermal transfer printheads. Each pack contains three cleaning films, each film can be used up to 10 times.

The printhead cleaning films make it possible to avoid the use of flammable liquid cleaners, with no need for special precautions for shipping and storage.

FEATURES AND BENEFITS

- Full cleaning instructions included
- Easy to use
- Complete with usage table
- 30 printhead cleans per pack

APPLICATIONS

- All TE Connectivity Thermal Transfer printers
- Office and Industrial environment

ORDERING INFORMATION

Ordering Description	Part Number
PRINthead-CLEANING-FILM	1-2186033-1



For More information
Technical Datasheet TTDS-260

WinTotal™ SOFTWARE

WinTotal™ software is a label/marker design package that makes wire marker printing simple in an industrial environment. WinTotal™ software is pre-loaded with all the TE wire identification products and a 14 day trial can be downloaded for from the TE website, after that a license or access dongle must be purchased.

WINTOTAL-6-END-USER-LICENCE is a licence code which will grant access to WinTotal™ software.



FEATURES AND BENEFITS

- WinTotal™ software makes printing easy with live database view in fields and true print preview. Meaning that what you see...is what you printed
- Multi-lingual user interface
- Pre-loaded WYSIWYG templates
- Clipart gallery with over 1000 commonly used symbols
- Incremental alpha and numeric fields
- Accepts and prints data in any language
- Multiple printers - print simultaneous
- Advanced label design elements and tools

APPLICATIONS

- Labels
- Marker design system

AVAILABLE OPTIONS

WINTOTAL-6-DONGLE	A USB stick which can be plugged into any computer to allow the user access to WinTotal
WINTOTAL-6-END-USER-LICENCE	A licence access code which will grant access to WinTotal once the 14 day trail period is over

System Requirements

IBM compatible PC - 1GHz or higher 32bit or 64bit processor
 Windows 10, 8.1, 8 or 7; Windows Server 2008 and 2012
 100MB of free disk space

For More information

Technical Datasheet TTDS-001

ORDERING INFORMATION

Ordering Description	Part Number
WINTOTAL-6-DONGLE	EC9816-000
WINTOTAL-6-END-USER-LICENCE	EC9817-000

Identification Solutions

Printer software

PrintEasy™ SOFTWARE

PrintEasy™ software is a family of professional labelling software products that bring a complete bar code printing solution printing to desktop. With PrintEasy™ software you can quickly and easily combine bar codes, text and graphics into professional quality labels.

FEATURES AND BENEFITS

- Point and click WYSIWYG (What You See Is What You Get) template design to maximise user customisation options
- Multi-lingual user interface
- Clipart gallery with over 1000 commonly used symbols
- Full serialization, custom check digits, global variables, output masks, scripting
- Setup wizard for quick start with best quality
- Extensive barcode and 2D barcode support
- Advanced label design elements and tools

APPLICATIONS

- Label design system

AVAILABLE OPTIONS

PrintEasy Express
PrintEasy Pro
PrintEasy Suite
PrintEasy Network

ORDERING INFORMATION

Ordering Description	Part Number
PEP-5-EXPRESS	CC6161-000
PEP-5-PRO-DGLUSB	CC8954-000
PEP-5-PRO	CC6174-000
PEP-5-SUITE-DGLUSB	CC6181-000
PEP-5-SUITE	CC6178-000
PEP-5-NET05	CC6164-000



System Requirements

IBM compatible PC - 1GHz or higher 32bit or 64bit processor
Windows 7; XP SP3 or Windows Server 2008
100MB of free disk space

For More information

Technical Datasheet TTDS-093

1966-RIBBON

The 1966-RIBBON is an ultra-high performance black thermal transfer ribbon that produces the ultimate in print performance.

FEATURES AND BENEFITS

- 1966-RIBBON is an ultra-high quality performance ribbon, that produces superb print quality
- Ideal for use in environments where marker may come into contact with abrasion, solvent or chemical attack

ORDERING INFORMATION

Ordering Description	Part Number
1966-RIBBON	F55931-000

General Specifications

Ribbon width:	100mm (Other widths available)
Ribbon length:	300m
Ink Type:	Resin
Standard Colour:	Black

Applicable Printers

T200-IDENT / TE3112 / TE3124 / T6112DS

For More information

Technical Datasheet TTDS-257
Ribbon Matrix: 411-121005.

TMS RJS-RIBBON-4DSCE

TMS RJS-RIBBON-4DSCE is a high performance black thermal transfer ribbon, for use on D-SCE heat shrinkable sleeves.

FEATURES AND BENEFITS

- TMS RJS-RIBBON-4DSCE printed legends have high resistance to fluids, especially diesel.
- High performance black ribbon, that when used with the recommended applicable printers, produces excellent print performance.

ORDERING INFORMATION

Ordering Description	Part Number
TMS-RJS-RIBBON-4DSCE	311292-000

General Specifications

Ribbon width:	110mm
Ribbon length:	450m
Ink Type:	Wax
Standard Colour:	Black

Applicable Printers

T200-IDENT / TE3112 / TE3124 / T6112DS

For More information

Technical Datasheet TTDS-257
Ribbon Matrix: 411-121005.

Identification Solutions

Ribbons

TMS RJS-RIBBON-4RPSCE

TMS RJS-RIBBON-4RPSCE is a high durability commercial grade black thermal transfer ribbon, for use with TMS-SCE, RPS and HS/HC heat shrinkable sleeves, SB labels, and HL cable markers.

FEATURES AND BENEFITS

- TMS RJS-RIBBON-4RPSCE printed legends have high resistance to abrasion, solvents and chemicals
- High performing black ribbon, that when used with the applicable printers and products, produces excellent print performance.

ORDERING INFORMATION

Ordering Description	Part Number
TMS-RJS-RIBBON-4RPSCE	557721-000

General Specifications

Ribbon width:	110mm
Ribbon length:	300m
Ink Type:	Wax/Resin
Standard Colour:	Black

Applicable Printers

T200-IDENT / TE3112 / TE3124 / T6112DS

For More information

Technical Datasheet TTDS-257
Ribbon Matrix: 411-121005.

TMS RJS-RIBBON-4HT

TMS RJS-RIBBON-4HT is a high temperature black thermal transfer ribbon, for use with HT-SCE heat shrinkable sleeves.

FEATURES AND BENEFITS

- TMS RJS-RIBBON-4HT printed legends have excellent resistance to high temperatures.
- High performance black ribbon, that when used with the applicable printers and products, produces excellent print performance.

ORDERING INFORMATION

Ordering Description	Part Number
TMS-RJS-RIBBON-4HT	7540739-000

General Specifications

Ribbon width:	110mm
Ribbon length:	300m
Ink Type:	Resin
Standard Colour:	Black

Applicable Printers

T200-IDENT / TE3112 / TE3124 / T6112DS

For More information

Technical Datasheet TTDS-257
Ribbon Matrix: 411-121005.

Identification Solutions

Ribbons

T300-RIBBON-WH-4HT

T300-RIBBON-WH-4HT is a white resin based thermal transfer ribbon, for use on HT-SCE product range.

FEATURES AND BENEFITS

- T300-RIBBON-WH-4HT printed legends have high resistance to abrasion, solvents and chemicals.
- High performance white ribbon, that when used with the applicable printers and products, produces excellent print performance.

ORDERING INFORMATION

Ordering Description	Part Number
T300-RIBBON-WH-4HT	154739-000

General Specifications

Ribbon width:	100mm (Other widths available)
Ribbon length:	300m
Ink Type:	Resin
Standard Colour:	White

Applicable Printers

T200-IDENT / TE3112 / TE3124 / T6112DS

For More information

Technical Datasheet TTDS-257
Ribbon Matrix: 411-121005.

1330-0607-10

1330-0607-10 is a high durability black resin thermal transfer printable ribbon, ideal for use on TE's pressure sensitive labels.

FEATURES AND BENEFITS

- Excellent resistance to abrasion and chemicals.
- High performance black ribbon, that when used with the applicable printers and products, produces excellent print performance.

ORDERING INFORMATION

Ordering Description	Part Number
1330-0607-10	555080-000

General Specifications

Ribbon width:	110mm
Ribbon length:	450m
Ink Type:	Resin
Standard Colour:	Black

Applicable Printers

T200-IDENT / TE3112 / TE3124 / T6112DS

For More information

Technical Datasheet TTDS-257
Ribbon Matrix: 411-121005.

Identification Solutions

Ribbons

1330-0619-10

1330-0619-10 is a high temperature black resin thermal transfer ribbon tested and approved for use on TE's polyimide labels.

FEATURES AND BENEFITS

- Excellent resistance to high temperatures and chemicals.
- High performing black ribbon, that when used with the applicable printers, produces excellent print performance.

ORDERING INFORMATION

Ordering Description	Part Number
1330-0619-10	952888-000

General Specifications

Ribbon width: 110mm
Ribbon length: 300m
Ink Type: Resin
Standard Colour: Black

Applicable Printers

T200-IDENT / TE3112 / TE3124 / T6112DS

For More information

Technical Datasheet TTDS-257
Ribbon Matrix: 411-121005.

1330-3300-10

1330-3300-10 is a high durability black resin thermal transfer printable ribbon, ideal for use on TE's pressure sensitive labels.

FEATURES AND BENEFITS

- Excellent resistance to chemicals.
- High performance black ribbon, that when used with the applicable printers, produces excellent print performance.

ORDERING INFORMATION

Ordering Description	Part Number
1330-3300-10	980892-000

General Specifications

Ribbon width: 110mm (Other sizes are available)
Ribbon length: 300m
Ink Type: Resin
Standard Colour: Black

Applicable Printers

T200-IDENT / TE3112 / TE3124 / T6112DS

For More information

Technical Datasheet TTDS-257
Ribbon Matrix: 411-121005.

T300-UV-SCE-RIBBON

T300-UV-SCE-RIBBON is a high performance resin based thermal transfer ribbon, for use on UV-SCE product range.

FEATURES AND BENEFITS

- T300-UV-SCE-RIBBON printed legends have high resistance to abrasion, solvents and chemicals.
- T300-UV-SCE-RIBBON has excellent UV resistance properties

ORDERING INFORMATION

Ordering Description	Part Number
T300-UV-SCE-RIBBON	EC8932-000

General Specifications

Ribbon width:	110mm (Other widths available)
Ribbon length:	300m
Ink Type:	Resin
Standard Colour:	Black

Applicable Printers

T200-IDENT / TE3112 / TE3124 / T6112DS

For More information

Technical Datasheet TTDS-257
Ribbon Matrix: 411-121005.

Identification Solutions

Ribbons

Products	Ribbons								
	1966-RIBBON	TMS-RJS-RIBBON-4DSCE	TMS-RJS-RIBBON-4RPSCE	TMS-RJS-RIBBON-4HT	T300-RIBBON-WH-4HT	T300-UV-SCE-RIBBON	1330-0607-10	1330-3300-10	1330-0619-10
TMS-SCE			●						
HT-SCE				●	●				
UV-SCE						●			
HX-SCE	●								
ZHD-SCE	●								
D-SCE	●	●							
RPS			●						
CM-SCE	●								
HTCM-SCE				●					
HL	●		●						
HLX	●								
HLX-NEL	●								
T1K									●
T2K									●
TSK									●
SBP			●						
SP							●		
PVF								●	
TTVF								●	
NC							●		
HM							●		
HMM							●		
MP							●		
HW							●		
WP							●		
WPCR	●								
CP							●		
WV							●		
HPK							●		
TTP							●		
TP-TAPE							●		
MV							●		
TN							●		

Identification Solutions

Ordering Description and Part Number Index

PART NUMBER INDEX

Ordering Description	Part Number	Page	Ordering Description	Part Number	Page	Ordering Description	Part Number	Page
05801400	EC0022-000	102	05801916	EC0056-000	102	05811432	EC0205-000	102
05801401	EC0023-000	102	05801917	EC0057-000	102	05811433	EJ1847-000	102
05801402	EC0024-000	102	05801918	EC0058-000	102	05811434	EJ1848-000	102
05801403	EC0025-000	102	05801919	EC0059-000	102	05811435	EJ1849-000	102
05801404	EC0026-000	102	05801920	EC0060-000	102	05811436	EC0206-000	102
05801405	EC0027-000	102	05801921	EC0061-000	102	05811437	EC0207-000	102
05801406	EC0028-000	102	05801922	EC0062-000	102	05811438	EJ1821-000	102
05801407	EC0029-000	102	05801923	EC0063-000	102	05811440	EC0208-000	102
05801408	EC0030-000	102	05801924	EC0064-000	102	05811448	EJ1820-000	102
05801409	EC0031-000	102	05801925	EC0065-000	102	05811900	EC0213-000	102
05801410	EC9950-000	102	05801926	EC0066-000	102	05811901	EC0214-000	102
05801411	EC6812-000	102	05801927	EC0067-000	102	05811902	EC0215-000	102
05801412	EC9951-000	102	05801928	EC0068-000	102	05811903	EC0216-000	102
05801413	EC9952-000	102	05801929	EC0069-000	102	05811904	EC0217-000	102
05801414	EC9954-000	102	05801930	EC0070-000	102	05811905	EC0218-000	102
05801415	EC9956-000	102	05801931	EC0071-000	102	05811906	EC0219-000	102
05801416	EC9958-000	102	05801932	EC0072-000	102	05811907	EC0220-000	102
05801417	EC9960-000	102	05801933	EC0073-000	102	05811908	EC0221-000	102
05801418	EC9962-000	102	05801934	EC0074-000	102	05811909	EC0222-000	102
05801419	EC9963-000	102	05801935	EC0075-000	102	05811910	EC0223-000	102
05801420	EC9965-000	102	05801936	EC0076-000	102	05811911	EC0224-000	102
05801421	EC9966-000	102	05801937	EC0077-000	102	05811912	EC0225-000	102
05801422	EC9967-000	102	05801938	EC0078-000	102	05811913	EC0226-000	102
05801423	EC9968-000	102	05801940	EC0080-000	102	05811914	EC0227-000	102
05801424	EC9969-000	102	05801948	EC0088-000	102	05811915	EC0228-000	102
05801425	EC0032-000	102	05811400	EC0189-000	102	05811916	EC0229-000	102
05801426	EC9970-000	102	05811401	EC0190-000	102	05811917	EC0230-000	102
05801427	EC9971-000	102	05811402	EC0191-000	102	05811918	EC0231-000	102
05801428	EC0033-000	102	05811403	EC0192-000	102	05811919	EC0232-000	102
05801429	EC9972-000	102	05811404	EC0193-000	102	05811920	EC0233-000	102
05801430	EC9973-000	102	05811405	EC0194-000	102	05811921	EC0234-000	102
05801431	EC9974-000	102	05811406	EC0195-000	102	05811922	EC0235-000	102
05801432	EC9975-000	102	05811407	EC0196-000	102	05811923	EC0236-000	102
05801433	EC0034-000	102	05811408	EC0197-000	102	05811924	EC0237-000	102
05801434	EC9976-000	102	05811409	EC0198-000	102	05811925	EC0238-000	102
05801435	EC9977-000	102	05811410	EC0199-000	102	05811926	EC0239-000	102
05801436	EC9980-000	102	05811411	EC0200-000	102	05811927	EC0240-000	102
05801437	EC0035-000	102	05811412	EJ1822-000	102	05811928	EC0241-000	102
05801438	EC9981-000	102	05811413	EJ1823-000	102	05811929	EC0242-000	102
05801440	EC9983-000	102	05811414	EJ1824-000	102	05811930	EC0243-000	102
05801448	EC9949-000	102	05811415	EJ1825-000	102	05811931	EC0244-000	102
05801900	EC0040-000	102	05811416	EJ1826-000	102	05811932	EC0245-000	102
05801901	EC0041-000	102	05811417	EC0201-000	102	05811933	EC0246-000	102
05801902	EC0042-000	102	05811418	EJ1827-000	102	05811934	EC0247-000	102
05801903	EC0043-000	102	05811419	EJ1828-000	102	05811935	EC0248-000	102
05801904	EC0044-000	102	05811420	EJ1830-000	102	05811936	EC0249-000	102
05801905	EC0045-000	102	05811421	EJ1831-000	102	05811937	EC0250-000	102
05801906	EC0046-000	102	05811422	EJ1832-000	102	05811938	EC0251-000	102
05801907	EC0047-000	102	05811423	EJ1834-000	102	05811940	EC0253-000	102
05801908	EC0048-000	102	05811424	EJ1837-000	102	05811948	EC0259-000	102
05801909	EC0049-000	102	05811425	EJ1840-000	102	06151400	EC0357-000	103
05801910	EC0050-000	102	05811426	EJ1841-000	102	06151401	EC0358-000	103
05801911	EC0051-000	102	05811427	EJ1843-000	102	06151402	EC0359-000	103
05801912	EC0052-000	102	05811428	EJ1845-000	102	06151403	EC0360-000	103
05801913	EC0053-000	102	05811429	EC0202-000	102	06151404	EC0361-000	103
05801914	EC0054-000	102	05811430	EC0203-000	102	06151405	EC0362-000	103
05801915	EC0055-000	102	05811431	EC0204-000	102	06151406	EC0363-000	103

Identification Solutions

Ordering Description and Part Number Index

PART NUMBER INDEX

Ordering Description	Part Number	Page	Ordering Description	Part Number	Page	Ordering Description	Part Number	Page
06151407	EC0364-000	103	06151923	EC0403-000	103	06161440	EJ2300-000	103
06151408	EC0365-000	103	06151924	EC0404-000	103	06161448	EJ2297-000	103
06151409	EC0366-000	103	06151925	EC0405-000	103	06161900	EC0582-000	103
06151410	EC0367-000	103	06151926	EC0406-000	103	06161901	EC0583-000	103
06151411	EC0368-000	103	06151927	EC0407-000	103	06161902	EC0584-000	103
06151412	EJ1952-000	103	06151928	EC0408-000	103	06161903	EC0585-000	103
06151413	EJ1953-000	103	06151929	EC0409-000	103	06161904	EC0586-000	103
06151414	EJ1954-000	103	06151930	EC0410-000	103	06161905	EC0587-000	103
06151415	EJ1956-000	103	06151931	EC0411-000	103	06161906	EC0588-000	103
06151416	EJ1957-000	103	06151932	EC0412-000	103	06161907	EC0589-000	103
06151417	EC0369-000	103	06151933	EC0413-000	103	06161908	EC0590-000	103
06151418	EJ1958-000	103	06151934	EC0414-000	103	06161909	EC0591-000	103
06151419	EJ1959-000	103	06151935	EC0415-000	103	06161910	EC0592-000	103
06151420	EJ1960-000	103	06151936	EC0416-000	103	06161911	EC0593-000	103
06151421	EJ1961-000	103	06151937	EC0417-000	103	06161912	EC0594-000	103
06151422	EJ1962-000	103	06151938	EC0418-000	103	06161913	EC0595-000	103
06151423	EJ1963-000	103	06151940	EC0420-000	103	06161914	EC0596-000	103
06151424	EJ1965-000	103	06151948	EC0425-000	103	06161915	EC0597-000	103
06151425	EJ1966-000	103	06161400	EC0576-000	103	06161916	EC0598-000	103
06151426	EJ1967-000	103	06161401	EJ0064-000	103	06161917	EC0599-000	103
06151427	EJ1968-000	103	06161402	EJ0065-000	103	06161918	EC0600-000	103
06151428	EJ1969-000	103	06161403	EJ0066-000	103	06161919	EC0601-000	103
06151429	EJ1970-000	103	06161404	EC0577-000	103	06161920	EC0602-000	103
06151430	EJ1971-000	103	06161405	EJ0067-000	103	06161921	EC0603-000	103
06151431	EC0370-000	103	06161406	143682-000	103	06161922	EC0604-000	103
06151432	EJ1972-000	103	06161407	EJ0068-000	103	06161923	EC0605-000	103
06151433	EJ1973-000	103	06161408	EJ0069-000	103	06161924	EC0606-000	103
06151434	EJ1974-000	103	06161409	845088-000	103	06161925	EC0607-000	103
06151435	EJ1975-000	103	06161410	EJ0314-000	103	06161926	EC0608-000	103
06151436	EC0371-000	103	06161411	EC9923-000	103	06161927	EC0609-000	103
06151437	EC0372-000	103	06161412	EJ0317-000	103	06161928	EC0610-000	103
06151438	EJ1951-000	103	06161413	EJ0319-000	103	06161929	EC0611-000	103
06151440	EJ1955-000	103	06161414	EJ0320-000	103	06161930	EC0612-000	103
06151448	EJ1950-000	103	06161415	EJ0321-000	103	06161931	EC0613-000	103
06151900	EC0380-000	103	06161416	EJ0323-000	103	06161932	EC0614-000	103
06151901	EC0381-000	103	06161417	EJ0326-000	103	06161933	EC0615-000	103
06151902	EC0382-000	103	06161418	EJ0327-000	103	06161934	EC0616-000	103
06151903	EC0383-000	103	06161419	EJ0328-000	103	06161935	EC0617-000	103
06151904	EC0384-000	103	06161420	EJ0331-000	103	06161936	EC0618-000	103
06151905	EC0385-000	103	06161421	EJ0332-000	103	06161937	EC0619-000	103
06151906	EC0386-000	103	06161422	EJ0333-000	103	06161938	EC0620-000	103
06151907	EC0387-000	103	06161423	EJ0334-000	103	06161940	EC0622-000	103
06151908	EC0388-000	103	06161424	EJ0335-000	103	06161948	EC0628-000	103
06151909	EC0389-000	103	06161425	EJ0336-000	103	06171400	EC0788-000	104
06151910	EC0390-000	103	06161426	EJ0337-000	103	06171401	EJ1976-000	104
06151911	EC0391-000	103	06161427	EJ0338-000	103	06171402	EJ1977-000	104
06151912	EC0392-000	103	06161428	EJ0339-000	103	06171403	EJ1978-000	104
06151913	EC0393-000	103	06161429	EJ0340-000	103	06171404	EC0789-000	104
06151914	EC0394-000	103	06161430	EJ0341-000	103	06171405	EJ1979-000	104
06151915	EC0395-000	103	06161431	EJ0342-000	103	06171406	EC0790-000	104
06151916	EC0396-000	103	06161432	EJ0343-000	103	06171407	EC0791-000	104
06151917	EC0397-000	103	06161433	EJ0344-000	103	06171408	EJ1980-000	104
06151918	EC0398-000	103	06161434	EJ0345-000	103	06171409	143900-000	104
06151919	EC0399-000	103	06161435	EJ0346-000	103	06171410	EC0792-000	104
06151920	EC0400-000	103	06161436	EJ2299-000	103	06171411	EC0793-000	104
06151921	EC0401-000	103	06161437	EJ0315-000	103	06171412	EC0794-000	104
06151922	EC0402-000	103	06161438	EJ2298-000	103	06171413	EC0795-000	104

Identification Solutions

Ordering Description and Part Number Index

PART NUMBER INDEX

Ordering Description	Part Number	Page
06171414	EC0796-000	104
06171415	EC0797-000	104
06171416	EC0798-000	104
06171417	EC0799-000	104
06171418	EC0800-000	104
06171419	EC0801-000	104
06171420	EC0802-000	104
06171421	EC0803-000	104
06171422	EC0804-000	104
06171423	EJ1986-000	104
06171424	EC0805-000	104
06171425	EJ1987-000	104
06171426	EC0806-000	104
06171427	EC0807-000	104
06171428	EC0808-000	104
06171429	EC0809-000	104
06171430	EC0810-000	104
06171431	EC0811-000	104
06171432	EC0812-000	104
06171433	EC0813-000	104
06171434	EC0814-000	104
06171435	EC0815-000	104
06171436	EJ1984-000	104
06171437	EJ1981-000	104
06171438	EJ1983-000	104
06171440	EJ1985-000	104
06171448	EJ1982-000	104
06171900	EC0822-000	104
06171901	EC0823-000	104
06171902	EC0824-000	104
06171903	EC0825-000	104
06171904	EC0826-000	104
06171905	EC0827-000	104
06171906	EC0828-000	104
06171907	EC0829-000	104
06171908	EC0830-000	104
06171909	EC0831-000	104
06171910	EC0832-000	104
06171911	EC0833-000	104
06171912	EC0834-000	104
06171913	EC0835-000	104
06171914	EC0836-000	104
06171915	EC0837-000	104
06171916	EC0838-000	104
06171917	EC0839-000	104
06171918	EC0840-000	104
06171919	EC0841-000	104
06171920	EC0842-000	104
06171921	EC0843-000	104
06171922	EC0844-000	104
06171923	EC0845-000	104
06171924	EC0846-000	104
06171925	EC0847-000	104
06171926	EC0848-000	104
06171927	EC0849-000	104
06171928	EC0850-000	104
06171929	EC0851-000	104

Ordering Description	Part Number	Page
06171930	EC0852-000	104
06171931	EC0853-000	104
06171932	EC0854-000	104
06171933	EC0855-000	104
06171934	EC0856-000	104
06171935	EC0857-000	104
06171936	EC0858-000	104
06171937	EC0859-000	104
06171938	EC0860-000	104
06171940	EC0862-000	104
06171948	EC0868-000	104
06181400	EC1030-000	104
06181401	EJ2114-000	104
06181402	EJ2115-000	104
06181403	EJ2116-000	104
06181404	EC1031-000	104
06181405	EJ2117-000	104
06181406	EJ2118-000	104
06181407	EJ2119-000	104
06181408	EJ2120-000	104
06181409	EJ2121-000	104
06181410	EH8548-000	104
06181411	EJ2128-000	104
06181412	EJ2129-000	104
06181413	EJ2130-000	104
06181414	EJ2131-000	104
06181415	EJ2133-000	104
06181416	EJ2134-000	104
06181417	EJ2135-000	104
06181418	EJ2141-000	104
06181419	EJ2142-000	104
06181420	EJ2143-000	104
06181421	EJ2144-000	104
06181422	EJ2145-000	104
06181423	EJ2146-000	104
06181424	EJ2147-000	104
06181425	EJ2148-000	104
06181426	EJ2149-000	104
06181427	EJ2150-000	104
06181428	EJ2151-000	104
06181429	EJ2152-000	104
06181430	EJ2154-000	104
06181431	EJ2155-000	104
06181432	EJ2158-000	104
06181433	EJ2159-000	104
06181434	EJ2160-000	104
06181435	EJ2161-000	104
06181436	EJ2127-000	104
06181437	EJ2122-000	104
06181438	EJ2124-000	104
06181440	EJ2132-000	104
06181448	EJ2123-000	104
06181900	EC1037-000	104
06181901	EC1038-000	104
06181902	EC1039-000	104
06181903	EC1040-000	104
06181904	EC1041-000	104

Ordering Description	Part Number	Page
06181905	EC1042-000	104
06181906	EC1043-000	104
06181907	EC1044-000	104
06181908	EC1045-000	104
06181909	EC1046-000	104
06181910	EC1047-000	104
06181911	EC1048-000	104
06181912	EC1049-000	104
06181913	EC1050-000	104
06181914	EC1051-000	104
06181915	EC1052-000	104
06181916	EC1053-000	104
06181917	EC1054-000	104
06181918	EC1055-000	104
06181919	EC1056-000	104
06181920	EC1057-000	104
06181921	EC1058-000	104
06181922	EC1059-000	104
06181923	EC1060-000	104
06181924	EC1061-000	104
06181925	EC1062-000	104
06181926	EC1063-000	104
06181927	EC1064-000	104
06181928	EC1065-000	104
06181929	EC1066-000	104
06181930	EC1067-000	104
06181931	EC1068-000	104
06181932	EC1069-000	104
06181933	EC1070-000	104
06181934	EC1071-000	104
06181935	EC1072-000	104
06181936	EC1073-000	104
06181937	EC1074-000	104
06181938	EC1075-000	104
06181940	EC1077-000	104
06181948	EC1081-000	104
06201400	EH8549-000	105
06201401	EJ2202-000	105
06201402	EJ2203-000	105
06201403	EJ2204-000	105
06201404	EC1222-000	105
06201405	EJ2205-000	105
06201406	EJ2206-000	105
06201407	EJ2207-000	105
06201408	EJ2208-000	105
06201409	EJ2209-000	105
06201410	EH8551-000	105
06201411	EJ2211-000	105
06201412	EJ2212-000	105
06201413	EJ2213-000	105
06201414	ED4877-000	105
06201415	EJ2215-000	105
06201416	EJ2248-000	105
06201417	EJ2217-000	105
06201418	EJ2218-000	105
06201419	EJ2219-000	105
06201420	EJ2220-000	105

Identification Solutions

Ordering Description and Part Number Index

PART NUMBER INDEX

Ordering Description	Part Number	Page	Ordering Description	Part Number	Page	Ordering Description	Part Number	Page
06201421	ED4878-000	105	06201937	EC1264-000	105	13611912	EC6531-000	108
06201422	EJ2222-000	105	06201938	EC1265-000	105	13611913	EC6532-000	108
06201423	ED4879-000	105	06201940	EC1267-000	105	13611914	EC6533-000	108
06201424	EJ2224-000	105	06201948	EC1270-000	105	13611915	EC6534-000	108
06201425	EJ2225-000	105	13611400	EC6454-000	108	13611916	EC6535-000	108
06201426	EJ2226-000	105	13611401	EC6455-000	108	13611917	EC6536-000	108
06201427	EJ2249-000	105	13611402	EC6456-000	108	13611918	EC6537-000	108
06201428	EJ2250-000	105	13611403	EC6457-000	108	13611919	EC6538-000	108
06201429	EJ2251-000	105	13611404	EC6458-000	108	13611920	EC6539-000	108
06201430	EJ2252-000	105	13611405	EC6459-000	108	13611921	EC6540-000	108
06201431	EJ2253-000	105	13611406	EC6460-000	108	13611922	EC6541-000	108
06201432	EJ2254-000	105	13611407	EC6461-000	108	13611923	EC6542-000	108
06201433	EJ2255-000	105	13611408	EC6462-000	108	13611924	EC6543-000	108
06201434	EJ2256-000	105	13611409	EC6463-000	108	13611925	EC6544-000	108
06201435	EJ2257-000	105	13611410	EC6464-000	108	13611926	EC6545-000	108
06201436	EJ2247-000	105	13611411	EC6465-000	108	13611927	EC6546-000	108
06201437	EJ2223-000	105	13611412	EC6466-000	108	13611928	EC6547-000	108
06201438	EJ2221-000	105	13611413	EC6467-000	108	13611929	EC6548-000	108
06201440	EJ2214-000	105	13611414	EC6468-000	108	13611930	EC6549-000	108
06201448	EJ2210-000	105	13611415	EC6469-000	108	13611931	EC6550-000	108
06201900	EC1227-000	105	13611416	EC6470-000	108	13611932	EC6551-000	108
06201901	EC1228-000	105	13611417	EC6471-000	108	13611933	EC6552-000	108
06201902	EC1229-000	105	13611418	EC6472-000	108	13611934	EC6553-000	108
06201903	EC1230-000	105	13611419	EC6473-000	108	13611935	EC6554-000	108
06201904	EC1231-000	105	13611420	EC6474-000	108	13611936	EC6555-000	108
06201905	EC1232-000	105	13611421	EC6475-000	108	13611937	EC6556-000	108
06201906	EC1233-000	105	13611422	EC6476-000	108	13611938	EC6557-000	108
06201907	EC1234-000	105	13611423	EC6477-000	108	13611940	EC6559-000	108
06201908	EC1235-000	105	13611424	EC6478-000	108	13611948	EC6564-000	108
06201909	EC1236-000	105	13611425	EC6479-000	108	1330-0607-10	555080-000	131
06201910	EC1237-000	105	13611426	EC6480-000	108	1330-0619-10	952888-000	132
06201911	EC1238-000	105	13611427	EC6481-000	108	1330-3300-10	980892-000	132
06201912	EC1239-000	105	13611428	EC6482-000	108	1966-RIBBON	F55931-000	129
06201913	EC1240-000	105	13611429	EC6483-000	108	301-LE	456834-000	78
06201914	EC1241-000	105	13611430	EC6484-000	108	303-LE	676186-000	78
06201915	EC1242-000	105	13611431	EC6485-000	108	303-LM	328996-000	78
06201916	EC1243-000	105	13611432	EC6486-000	108	304-LE	762854-000	78
06201917	EC1244-000	105	13611433	EC6487-000	108	304-LM	A63603-000	78
06201918	EC1245-000	105	13611434	EC6488-000	108	305-LE	339270-000	78
06201919	EC1246-000	105	13611435	EC6489-000	108	305-LM	E08322-000	78
06201920	EC1247-000	105	13611436	EC6490-000	108	307-LE	416514-000	78
06201921	EC1248-000	105	13611437	EC6491-000	108	307-LM	598230-000	78
06201922	EC1249-000	105	13611438	EC6492-000	108	308-LE	414812-000	78
06201923	EC1250-000	105	13611440	EC6494-000	108	308-LM	D71430-000	78
06201924	EC1251-000	105	13611448	EC6501-000	108	309-LE	339566-000	78
06201925	EC1252-000	105	13611900	EC6519-000	108	310-LE	506534-000	78
06201926	EC1253-000	105	13611901	EC6520-000	108	314-LE	037216-000	78
06201927	EC1254-000	105	13611902	EC6521-000	108	318-LE	496590-000	78
06201928	EC1255-000	105	13611903	EC6522-000	108	318-LM	441072-000	78
06201929	EC1256-000	105	13611904	EC6523-000	108	319-LE	748428-000	78
06201930	EC1257-000	105	13611905	EC6524-000	108	319-LM	572792-000	78
06201931	EC1258-000	105	13611906	EC6525-000	108	325-LE	578632-000	78
06201932	EC1259-000	105	13611907	EC6526-000	108	325-LM	958144-000	78
06201933	EC1260-000	105	13611908	EC6527-000	108	BKM-15023-9	4-1768016-4	50
06201934	EC1261-000	105	13611909	EC6528-000	108	BKM-15046-9	4-1768016-7	50
06201935	EC1262-000	105	13611910	EC6529-000	108	BKM-23025-9	5-1768016-1	50
06201936	EC1263-000	105	13611911	EC6530-000	108	BKM-23050-9	5-1768016-2	50

Identification Solutions

Ordering Description and Part Number Index

PART NUMBER INDEX

Ordering Description	Part Number	Page	Ordering Description	Part Number	Page	Ordering Description	Part Number	Page
BKM-3823-9	5-1768016-4	50	D-SCE-1K-25-50-S1-4	9809850001	20	HLX125YW2NEL60S	CC0110-000	38
BKM-7523-9	5-1768016-7	50	D-SCE-1K-25-50-S1-9	816090-000	20	HLX125YW4NEL60S	CC0109-000	38
BKM-7546-9	6-1768016-2	50	D-SCE-1K-3.2-50-4	5266190001	20	HLX150WEITS033B	EC7639-000	36
CM-SCE-TP-1/2-4H-4	A47038-000	30	D-SCE-1K-3.2-50-9	A36937-000	20	HLX150WEITS050B	EC7640-000	36
CM-SCE-TP-1/2-4H-9	E17344-000	30	D-SCE-1K-3.2-50-S1-4	1056030001	20	HLX150WEITS070B	CP1641-000	36
CM-SCE-TP-1/2-6H-4	C27444-000	30	D-SCE-1K-3.2-50-S1-9	A35215-000	20	HLX203WEITS025B	EC7642-000	36
CM-SCE-TP-1/2-6H-9	A83925-000	30	D-SCE-1K-38-50-4	949459-000	20	HLX203WEITS033B	EC7648-000	36
CM-SCE-TP-1/4-4H-4	F82125-000	30	D-SCE-1K-38-50-9	475683-000	20	HLX203WEITS038B	EC7649-000	36
CM-SCE-TP-1/4-4H-9	768838-000	30	D-SCE-1K-38-50-S1-4	129501-000	20	HLX203WEITS050B	EC8791-000	36
CM-SCE-TP-1/4-6H-9	D96728-000	30	D-SCE-1K-38-50-S1-9	E52724-000	20	HLX203WEITS070B	EC7650-000	36
CP-101508-2.5-X	E08328-000	72	D-SCE-1K-4.8-50-4	3490750001	20	HLX253WEITS025B	EC7651-000	36
CP-101635-2.5-X	F97579-000	72	D-SCE-1K-4.8-50-9	132365-000	20	HLX253WEITS033B	EC7656-000	36
CP-165051-25-X	A47065-000	72	D-SCE-1K-4.8-50-S1-4	6310810001	20	HLX253WEITS038B	EC7657-000	36
CP-165102-10-X	F27532-000	72	D-SCE-1K-4.8-50-S1-9	E62181-000	20	HLX253WEITS050B	EC7658-000	36
CP-191064-10-X	E91503-000	72	D-SCE-1K-6.4-50-4	5572350001	20	HLX253WEITS070B	EC7660-000	36
CP-229064-10-X	E74120-000	72	D-SCE-1K-6.4-50-9	F94420-000	20	HM-101101-1.3-8A	C11320-000	64
CP-254097-10-X	C43784-000	72	D-SCE-1K-6.4-50-S1-4	9791650001	20	HM-101508-2.5-8A	E27436-000	64
CP-254127-10-X	E37476-000	72	D-SCE-1K-6.4-50-S1-9	707112-000	20	HM-101635-2.5-8A	C53715-000	64
CP-254254-10-X	D71439-000	72	D-SCE-1K-9.5-50-4	919385-000	20	HM-101762-1.8-8A	D28297-000	64
CP-381064-10-X	D17392-000	72	D-SCE-1K-9.5-50-9	663453-000	20	HM-127111-10-8A	D98219-000	64
CP-381127-5-X	A47961-000	72	D-SCE-1K-9.5-50-S1-4	3340610001	20	HM-127127-10-8A	E61552-000	64
CP-381191-5-X	C53708-000	72	D-SCE-1K-9.5-50-S1-9	412575-000	20	HM-165102-10-8A	D31428-000	64
CP-406254-1.5-X	D97399-000	72	EB1119	9-1768016-8	82	HM-171171-10-8A	C67272-000	64
CP-508127-5-X	A21105-000	72	EB1128	9-1768016-9	82	HM-191064-10-8A	E88375-000	64
CP-508254-5-X	A27907-000	72	EB1138	1768017-1	82	HM-191114-15-8A	F97535-000	64
CP-508318-2.5-X	F41633-000	72	EB2256	1768017-2	82	HM-254045-10-8A	E61536-000	64
CP-699254-5-X	F81616-000	72	EB3560	1768017-5	82	HM-254064-10-8A	C67226-000	64
CP-762381-2.5-X	A67962-000	72	EB5070	1768017-4	82	HM-254097-10-8A	A07970-000	64
CSL-02713P-9	8-1768016-3	48	EB517	1768017-5	82	HM-254127-10-8A	D34032-000	64
CSL-03418P-4	8-1768016-4	48	EB615	1768017-6	82	HM-318064-10-8A	C58142-000	64
CSL-03418P-9	8-1768016-5	48	EB618	1768017-7	82	HM-318097-10-8A	C03741-000	64
CSL-03425P-4	8-1768016-6	48	EB820	1768017-8	82	HM-381064-10-8A	E28349-000	64
CSL-03425P-9	8-1768016-7	48	HL104WEITS025B	EC7552-000	34	HM-381127-5-8A	E11515-000	64
CSL-05525P-4	8-1768016-8	48	HL104WEITS033B	EC7553-000	34	HM-381191-5-8A	C37234-000	64
CSL-05525P-9	8-1768016-9	48	HL104WEITS038B	EC7554-000	34	HM-381381-2.5-8A	C31398-000	64
CSL-06925P-4	9-1768016-0	48	HL104WEITS050B	EC7555-000	34	HM-381635-5-8A	F84217-000	64
CSL-06925P-9	9-1768016-1	48	HL104WEITS070B	EC7556-000	34	HM-406254-1.5-8A	F37510-000	64
CSL-06933P-4	9-1768016-2	48	HL150WEITS033B	EC7573-000	34	HM-445102-5-8A	C78143-000	64
CSL-06933P-9	9-1768016-3	48	HL150WEITS050B	EC7574-000	34	HM-508064-10-8A	D27373-000	64
CSL-09333P-4	9-1768016-4	48	HL150WEITS070B	CP1098-000	34	HM-508095-5-8A	C73719-000	64
CSL-09333P-9	9-1768016-5	48	HL203WEITS025B	EC7588-000	34	HM-508127-5-8A	F24221-000	64
CSL-14033P-4	9-1768016-6	48	HL203WEITS033B	EC7589-000	34	HM-508254-5-8A	C21303-000	64
CSL-14033P-9	9-1768016-7	48	HL203WEITS038B	EE0111-000	34	HM-508318-2.5-8A	C78183-000	64
D-SCE-1K-12-50-4	372389-000	20	HL203WEITS050B	EC7590-000	34	HM-508508-3-8A	A67080-000	64
D-SCE-1K-12-50-9	317639-000	20	HL203WEITS070B	EC7591-000	34	HM-523841-1.5-8A	F28451-000	64
D-SCE-1K-12-50-S1-4	646331-000	20	HL253WEITS025B	EC7605-000	34	HM-610419-2.5-8A	C31367-000	64
D-SCE-1K-12-50-S1-9	405309-000	20	HL253WEITS033B	EC7606-000	34	HM-699191-5-8A	F37539-000	64
D-SCE-1K-18-50-4	762261-000	20	HL253WEITS038B	EC7607-000	34	HM-699254-5-8A	E24103-000	64
D-SCE-1K-18-50-9	105715-000	20	HL253WEITS050B	EC7608-000	34	HM-762127-1-8A	A83643-000	64
D-SCE-1K-18-50-S1-4	7827770001	20	HL253WEITS070B	EC7609-000	34	HM-762381-2.5-8A	A41129-000	64
D-SCE-1K-18-50-S1-9	740569-000	20	HLX104WEITS025B	EC7629-000	36	HM-762508-2.5-8A	A37049-000	64
D-SCE-1K-2.4-50-4	147547-000	20	HLX104WEITS033B	EC77630-000	36	HMM-095095-10-8A	F91703-000	68
D-SCE-1K-2.4-50-9	F21848-000	20	HLX104WEITS038B	EC7631-000	36	HMM-101101-1.3-8A	CP7415-000	68
D-SCE-1K-2.4-50-S1-4	650913000	20	HLX104WEITS050B	EC7632-000	36	HMM-101635-2.5-8A	C44179-000	68
D-SCE-1K-2.4-50-S1-9	F53327-000	20	HLX104WEITS070B	EC7633-000	36	HMM-101762-1.8-8A	E15075-000	68
D-SCE-1K-25-50-4	872083-000	20	HLX125WE2NEL60S	CC0111-000	38	HMM-191064-10-8A	C64994-000	68
D-SCE-1K-25-50-9	449993-000	20	HLX125WE4NEL60S	CC0112-000	38	HMM-254097-10-8A	C55674-000	68

Identification Solutions

Ordering Description and Part Number Index

PART NUMBER INDEX

Ordering Description	Part Number	Page	Ordering Description	Part Number	Page	Ordering Description	Part Number	Page
HMM-254127-10-8A	E48806-000	68	HT-SCE-3/8-2.0-S1-9	6195170001	22	HX-SCE-1K-19.0-50-S1-4	F54891-000	18
HMM-254254-10-8A	D37240-000	68	HTCM-SCE-TP-1/2-4H-9	E99238-000	32	HX-SCE-1K-19.0-50-S1-9	C09972-000	18
HMM-381064-10-8A	C63185-000	68	HTCM-SCE-TP-1/2-6H-9	E61464-000	32	HX-SCE-1K-2.4-50-4	FO2422-000	18
HMM-381127-5-8A	C18083-000	68	HTCM-SCE-TP-1/4-4H-9	A11348-000	32	HX-SCE-1K-2.4-50-9	F29905-000	18
HMM-381191-5-8A	D14468-000	68	HTCM-SCE-TP-1/4-6H-9	E62731-000	32	HX-SCE-1K-2.4-50-S1-4	E46987-000	18
HMM-406254-1.5-8A	D11215-000	68	HW-040040-25-9	A67916-000	63	HX-SCE-1K-2.4-50-S1-9	A75939-000	18
HMM-508064-10-8A	F96395-000	68	HW-064064-25-9	A63692-000	63	HX-SCE-1K-3.2-50-4	F18659-000	18
HMM-508127-5-8A	E81937-000	68	HW-080080-10-9	E57414-000	63	HX-SCE-1K-3.2-50-9	E21108-000	18
HMM-508254-5-8A	A52466-000	68	HW-095080-25-9	F34216-000	63	HX-SCE-1K-3.2-50-S1-4	A19408-000	18
HMM-508318-2.5-8A	F77600-000	68	HW-095095-10-9	D11430-000	63	HX-SCE-1K-3.2-50-S1-9	A34057-000	18
HMM-508508-3-8A	E94125-000	68	HW-101101-1.3-9	A77045-000	66	HX-SCE-1K-4.8-50-4	D87851-000	18
HMM-572241-5-8A	A18923-000	68	HW-101508-2.5-9	F78410-000	66	HX-SCE-1K-4.8-50-9	F77737-000	18
HMM-610419-2.5-8A	C52363-000	68	HW-101762-1.8-9	D67330-000	66	HX-SCE-1K-4.8-50-S1-4	E72748-000	18
HMM-699254-5-8A	C16865-000	68	HW-127111-10-9	E67432-000	66	HX-SCE-1K-4.8-50-S1-9	C04635-000	18
HMM-762254-5-8A	E56997-000	68	HW-127127-10-9	E14158-000	66	HX-SCE-1K-6.4-50-4	E66448-000	18
HMM-762381-2.5-8A	A46153-000	68	HW-165051-25-9	D07321-000	66	HX-SCE-1K-6.4-50-9	D67949-000	18
HMM-762508-2.5-8A	E42900-000	68	HW-165102-10-9	C08180-000	66	HX-SCE-1K-6.4-50-S1-4	F26167-000	18
HPK02WE1050	483818-000	74	HW-171171-10-9	D97350-000	66	HX-SCE-1K-6.4-50-S1-9	C32003-000	18
HPK04WE1050	535920-000	75	HW-178095-10-9	F98468-000	66	HX-SCE-1K-9.5-50-4	A95650-000	18
HPK06WE1050	F55821-000	75	HW-191064-10-9	D07339-000	66	HX-SCE-1K-9.5-50-9	A98991-000	18
HPK08WE1050	F13204-000	75	HW-191114-15-9	D17391-000	66	HX-SCE-1K-9.5-50-S1-4	C13218-000	18
HPK10WE1050	123634-000	75	HW-203127-10-9	A67975-000	66	HX-SCE-1K-9.5-50-S1-9	C44780-000	18
HT-SCE-1/2-2.0-0	5299850001	22	HW-229064-10-9	E24145-000	66	HX-SCE-25.4-50-4	E64909-000	18
HT-SCE-1/2-2.0-9	8420630001	22	HW-250381-10-9	D91480-000	66	HX-SCE-25.4-50-9	E58246-000	18
HT-SCE-1/2-2.0-S1-0	EJ2642-000	22	HW-254045-10-9	A47011-000	66	HX-SCE-25.4-50-S1-4	C43908-000	18
HT-SCE-1/2-2.0-S1-9	082955-000	22	HW-254064-10-9	E14144-000	66	HX-SCE-25.4-50-S1-9	C78033-000	18
HT-SCE-1-2.0-0	2398990001	22	HW-254097-10-9	A87985-000	66	HX-SCE-38.1-50-4	E76198-000	18
HT-SCE-1-2.0-9	8947570001	22	HW-254127-10-9	F17521-000	66	HX-SCE-38.1-50-9	F93526-000	18
HT-SCE-1-2.0-S1-0	EJ2641-000	22	HW-254254-10-9	A23630-000	66	HX-SCE-38.1-50-S1-4	A55157-000	18
HT-SCE-1-2.0-S1-9	A41813-000	22	HW-318064-10-9	F38432-000	66	HX-SCE-38.1-50-S1-9	E50792-000	18
HT-SCE-1/2-2.0-0	9337110001	22	HW-318097-10-9	F61662-000	66	LEB-0415P-4	9-1768032-1	79
HT-SCE-1/2-2.0-9	4117110001	22	HW-381064-10-9	D88272-000	66	LEB-0608P-4	9-1768032-8	79
HT-SCE-1/2-2.0-S1-0	0618750001	22	HW-381127-5-9	F17576-000	66	LEB-0615P-4	1768033-4	79
HT-SCE-1/2-2.0-S1-9	2773310001	22	HW-381191-5-9	F67507-000	66	LEB-0619P-4	1768033-9	79
HT-SCE-1/4-2.0-0	6355850001	22	HW-406254-1.5-9	A73615-000	66	LEB-0636P-4	1-1768033-4	79
HT-SCE-1/4-2.0-9	8306110001	22	HW-445064-10-9	D84043-000	66	LEB-0818P-4	2-1768033-3	79
HT-SCE-1/4-2.0-S1-0	9166110001	22	HW-445102-5-9	C68151-000	66	LEB-0820P-4	2-1768033-8	79
HT-SCE-1/4-2.0-S1-9	1400610001	22	HW-445445-2-9	A33604-000	66	LEB-0825P-4	3-1768033-3	79
HT-SCE-1/8-2.0-0	9352370001	22	HW-478175-5-9	E94108-000	66	LEB-0851P-4	3-1768033-8	79
HT-SCE-1/8-2.0-9	4108170001	22	HW-508064-10-9	F14225-000	66	LEB-0876P-4	4-1768033-4	79
HT-SCE-1/8-2.0-S1-0	4684370001	22	HW-508095-5-9	E87437-000	66	LEB-0884P-4	5-1768033-0	79
HT-SCE-1/8-2.0-S1-9	8880530001	22	HW-508127-5-9	F41698-000	66	LEB-0916P-4	5-1768033-5	79
HT-SCE-3/16-2.0-0	0620070001	22	HW-508254-5-9	E07443-000	66	LEB-0920P-4	6-1768033-0	79
HT-SCE-3/16-2.0-9	3206430001	22	HW-508318-2.5-9	D67337-000	66	LEB-1040P-4	6-1768033-5	79
HT-SCE-3/16-2.0-9	3554750001	22	HW-508508-3-9	D27322-000	66	LEB-1318P-4	7-1768033-0	79
HT-SCE-3/16-2.0-S1-0	4368030001	22	HW-610419-2.5-9	F38411-000	66	LEB-1325P-4	7-1768033-8	79
HT-SCE-3/32-2.0-0	0236090001	22	HW-699191-5-9	E88398-000	66	LEB-1336P-4	8-1768033-4	79
HT-SCE-3/32-2.0-9	5476270001	22	HW-699254-5-9	E97411-000	66	LEB-1743P-4	8-1768033-9	79
HT-SCE-3/32-2.0-S1-0	8846850001	22	HW-762127-1-9	C01371-000	66	LEB-2156P-4	2-1768034-0	79
HT-SCE-3/32-2.0-S1-9	2355930001	22	HW-762381-2.5-9	C17270-000	66	LEB-2540P-4	2-1768034-5	79
HT-SCE-3/4-2.0-0	1827990001	22	HW-762508-2.5-9	C58122-000	66	LEB-5320P-4	4-1768034-1	79
HT-SCE-3/4-2.0-9	9410990001	22	HX-SCE-1K-12.7-50-4	D15532-000	18	LKZ12B1	6-1768034-0	97
HT-SCE-3/4-2.0-S1-0	C79011-000	22	HX-SCE-1K-12.7-50-9	A29688-000	18	LKZ12B2	6-1768034-1	97
HT-SCE-3/4-2.0-S1-9	1878455-1	22	HX-SCE-1K-12.7-50-S1-4	A18003-000	18	LKZ12B3	C56426-000	97
HT-SCE-3/8-2.0-0	4733050001	22	HX-SCE-1K-12.7-50-S1-9	E24938-000	18	LKZ12B4	6-1768034-2	97
HT-SCE-3/8-2.0-9	8716810001	22	HX-SCE-1K-19.0-50-4	A69169-000	18	LKZ12B5	6-1768034-3	97
HT-SCE-3/8-2.0-S1-0	2197750001	22	HX-SCE-1K-19.0-50-9	C97865-000	18	LKZ12B6	6-1768034-4	97

Identification Solutions

Ordering Description and Part Number Index

PART NUMBER INDEX

Ordering Description	Part Number	Page	Ordering Description	Part Number	Page	Ordering Description	Part Number	Page
LKZ12B7	6-1768034-5	97	LKZ31L-MINUS	2-1768035-7	98	MV-229064-10-8A	A87022-000	88
LKZ12E	6-1768034-6	97	LKZ31L-PLUS	2-1768035-8	98	MV-254064-10-8A	E27427-000	88
LKZ12L-MINUS	7-1768034-0	97	LKZ31L1	377600-000	98	MV-254097-10-8A	A03662-000	88
LKZ12L-PLUS	7-1768034-1	97	LKZ31L2	522120-000	98	MV-254127-10-8A	F54250-000	88
LKZ12L1	6-1768034-7	97	LKZ31L3	047342-000	98	MV-254254-10-8A	D41400-000	88
LKZ12L2	6-1768034-8	97	LKZ31N	2-1768035-9	98	MV-318097-10-8A	C07219-000	88
LKZ12L3	6-1768034-9	97	LKZ31PE	828270-000	98	MV-381064-10-8A	F07559-000	88
LKZ12N	7-1768034-2	97	MP-064064-25-8A	D31494-000	59	MV-381127-5-8A	E94126-000	88
LKZ12PE	7-1768034-3	97	MP-089047-10-8A	F07566-000	59	MV-381191-5-8A	D91458-000	88
LKZ12PEN	7-1768034-4	97	MP-095080-25-8A	E47409-000	59	MV-406254-1.5-8A	A37960-000	88
LKZ16B1	7-1768034-5	97	MP-095095-10-8A	A41179-000	59	MV-445102-5-8A	A97079-000	88
LKZ16B2	7-1768034-6	97	MP-101101-1.3-8A	D21452-000	60	MV-478175-5-8A	A03630-000	88
LKZ16B3	7-1768034-7	97	MP-101508-2.5-8A	F67510-000	60	MV-508064-10-8A	C67278-000	88
LKZ16B5	7-1768034-9	97	MP-101635-2.5-8A	A43619-000	60	MV-508254-5-8A	A91141-000	88
LKZ16B6	8-1768034-0	97	MP-101762-1.8-8A	C11286-000	60	MV-508318-2.5-8A	E11530-000	88
LKZ16B7	8-1768034-1	97	MP-127111-10-8A	E67479-000	59	MV-610419-2.5-8A	A87959-000	88
LKZ16E	8-1768034-2	97	MP-165051-25-8A	E21509-000	59	MV-699191-5-8A	E47442-000	88
LKZ16L-MINUS	8-1768034-3	97	MP-165102-10-8A	C48138-000	60	MV-762381-2.5-8A	F58495-000	88
LKZ16L-PLUS	8-1768034-4	97	MP-171171-10-8A	A03659-000	60	MV-762508-2.5-8A	F37507-000	88
LKZ16L1	241640-000	97	MP-178095-10-8A	E21530-000	60	NC-064064-25-9	C07210-000	58
LKZ16L2	469096-000	97	MP-191064-10-8A	F78472-000	60	NC-076191-10-9	A61135-000	58
LKZ16L3	471872-000	97	MP-191114-15-8A	F38449-000	60	NC-095095-10-9	C63712-000	58
LKZ16N	571868-000	97	MP-203127-10-8A	F27584-000	60	NC-127127-10-9	F14268-000	58
LKZ16PE	708798-000	97	MP-208086-5-8A	C13738-000	60	NC-165051-25-9	D87475-000	58
LKZ16PEN	8-1768034-5	97	MP-229064-10-8A	C03798-000	60	NC-191064-10-9	C32547-000	58
LKZ20B1	8-1768034-6	97	MP-254064-10-8A	A83632-000	60	NC-191762-5-9	C78190-000	58
LKZ20B2	8-1768034-7	97	MP-254097-10-8A	E64189-000	60	NC-229064-10-9	F08409-000	58
LKZ20B3	8-1768034-8	97	MP-254127-10-8A	C91325-000	60	NC-250381-10-9	A41119-000	58
LKZ20B4	8-1768034-9	97	MP-254254-10-8A	D54061-000	60	NC-254064-10-9	A63636-000	58
LKZ20B5	9-1768034-0	97	MP-305047-10-8A	E54104-000	60	NC-254097-10-9	F31612-000	58
LKZ20B6	9-1768034-1	97	MP-318064-10-8A	C08172-000	60	NC-254127-10-9	D01443-000	58
LKZ20B7	9-1768034-2	97	MP-318097-10-8A	E64177-000	60	NC-254254-10-9	E14195-000	58
LKZ20L-MINUS	9-1768034-7	98	MP-381064-10-8A	A37084-000	60	NC-318064-10-9	A87957-000	58
LKZ20L-PLUS	9-1768034-8	98	MP-381127-5-8A	C57207-000	60	NC-381064-10-9	D21432-000	58
LKZ20PE	1768035-1	98	MP-381191-5-8A	F27596-000	60	NC-381064-10-S1-9	A87942-000	58
LKZ20PEN	1768035-2	98	MP-381381-2.5-8A	F14221-000	60	NC-381127-5-9	D64036-000	58
LKZ25B1	1768035-3	98	MP-406254-1.5-8A	F57507-000	60	NC-381381-2.5-9	D37349-000	58
LKZ25B2	1768035-4	98	MP-445064-10-8A	E57460-000	60	NC-445102-5-9	A21141-000	58
LKZ25B4	1768035-6	98	MP-445102-5-8A	C11378-000	60	NC-508064-10-9	A33676-000	58
LKZ25B5	1768035-7	98	MP-445445-2-8A	E67401-000	60	NC-508095-5-9	508710-000	58
LKZ25B6	1768035-8	98	MP-478175-5-8A	A97971-000	60	NC-508127-5-9	F28482-000	58
LKZ25B7	1768035-9	98	MP-508064-10-8A	D28245-000	60	NPVF050WE-100	667610-000	55
LKZ25E	1-1768035-0	98	MP-508095-5-8A	A07908-000	60	NPVF050YW-100	583910-000	55
LKZ25L-MINUS	1-1768035-4	98	MP-508127-5-8A	D17374-000	60	NPVF150CL-100	F48039-001	55
LKZ25L-PLUS	1-1768035-5	98	MP-508254-5-8A	F07599-000	60	NPVF200CL-100	A86569-000	55
LKZ25L1	1-1768035-1	98	MP-508318-2.5-8A	A91162-000	60	NPVF300CL-100	A32719-000	55
LKZ25L2	1-1768035-2	98	MP-508508-3-8A	C93791-000	60	NPVF400CL-100	C45958-000	55
LKZ25L3	1-1768035-3	98	MP-523841-1.5-8A	A97040-000	60	PEP-5-EXPRESS	CC6161-000	128
LKZ25N	1-1768035-6	98	MP-610419-2.5-8A	F14201-000	60	PEP-5-NET05	CC6164-000	128
LKZ25PE	1-1768035-7	98	MP-699191-5-8A	D17361-000	60	PEP-5-PRO	CC6174-000	128
LKZ25PEN	1-1768035-8	98	MP-699254-5-8A	F27528-000	60	PEP-5-PRO-DGLUSB	CC8954-000	128
LKZ31B1	1-1768035-9	98	MP-762127-1-8A	F08497-000	60	PEP-5-SUITE	CC6178-000	128
LKZ31B2	2-1768035-0	98	MP-762381-2.5-8A	E41599-000	60	PEP-5-SUITE-DGLUSB	CC6181-000	128
LKZ31B4	2-1768035-2	98	MP-762508-2.5-8A	E44791-000	60	PRINTER-UNIVERSAL-REEL-HOLDER	EC9926-000	125
LKZ31B5	2-1768035-3	98	MV-064064-25-8A	A87085-000	88	PRINTER-UNIVERSAL-REEL-HOLDER-ADAPTORS	EC9927-000	125
LKZ31B6	2-1768035-4	98	MV-127127-10-8A	E21545-000	88			
LKZ31E	2-1768035-6	98	MV-165051-25-8A	A77028-000	88			

Identification Solutions

Ordering Description and Part Number Index

PART NUMBER INDEX

Ordering Description	Part Number	Page	Ordering Description	Part Number	Page	Ordering Description	Part Number	Page
PRINTHEAD-CLEANING-FILM	1-2186033-1	126	RPS-1K-8-4/2.0-S1-4	373463-000	26	STD01W-O	380468-000	110
PVF-101635-2.5-9	E04175-000	54	RPS-1K-8-4/2.0-S1-9	4589050001	26	STD01W-P	003470-000	110
PVF-127127-10-9	C73760-000	54	SBP050100WE10	CM9613-000	42	STD01W-PLUS	9-1768040-0	110
PVF-165051-25-9	C51397-000	54	SBP050143WE10	CN2893-000	42	STD01W-Q	184430-000	110
PVF-191762-5-9	C08197-000	54	SBP075094WE10	CN2895-000	42	STD01W-R	127474-000	110
PVF-203127-10-9	D57379-000	54	SBP080150WE10	CN2896-000	42	STD01W-S	894140-000	110
PVF-229064-10-9	D68223-000	54	SBP100075WE5	CN9919-000	42	STD01W-SLASH	435160-000	110
PVF-254045-10-9	A41193-000	54	SBP100143WE5	CM9614-000	42	STD01W-T	381132-000	110
PVF-254127-10-9	A03632-000	54	SBP100225WE5	CN9922-000	42	STD01W-U	764856-000	110
PVF-318097-10-9	A71181-000	54	SBP100375WE2.5	CN9926-000	42	STD01W-V	117528-000	110
PVF-508254-5-9	A37983-000	54	SBP100594WE1	CN9928-000	42	STD01W-W	019350-000	110
PVF-762127-1-9	C18146-000	54	SBP100743WE1	CN9929-000	42	STD01W-X	165016-000	110
PVF-762381-2.5-9	C57257-000	54	SBP190319WE2.5	CN9930-000	42	STD01W-Y	098122-000	110
PVF-762508-2.5-9	F28486-000	54	SBP190594WE1	CN9931-000	42	STD01W-Z	030648-000	110
PVF050100WE10	E67467-000	46	SBP200143WE2.5	CN9932-000	42	STD01Y-0	9-1768040-2	110
PVF080150WE10	E64143-000	46	SBP200225WE2.5	CN9933-000	42	STD01Y-1	9-1768040-3	110
PVF100143WE5	A27037-000	46	SBP200375WE2.5	CN9936-000	42	STD01Y-2	9-1768040-4	110
PVF100225WE5	E14145-000	46	SBP200400WE2.5	CS4293-000	42	STD01Y-3	9-1768040-5	110
PVF100375WE2.5	A43634-000	46	SBP200743WE1	CN9937-000	42	STD01Y-4	9-1768040-6	110
PVF100594WE1	E51531-000	46	SBPH100375WE2.5	CN9941-000	42	STD01Y-5	9-1768040-7	110
PVF100743WE1	A11181-000	46	SPO50100WE10	E12502-000	44	STD01Y-6	9-1768040-8	110
PVF190319WE2.5	D37354-000	46	SPO50143WE10	D29012-000	44	STD01Y-7	9-1768040-9	110
PVF190594WE1	C68103-000	46	SP075094WE10	E19066-000	44	STD01Y-8	1768041-1	110
PVF200143WE2.5	F47580-000	46	SP080150WE10	F61506-000	44	STD01Y-9	1768041-2	110
PVF200375WE2.5	F28408-000	46	SPI00143WE5	E56137-000	44	STD01Y-A	1768041-3	110
PVF200743WE1	D61446-000	46	SPI00225WE5	A65855-000	44	STD01Y-B	1768041-6	110
RPS-1K-1-400/2.0-4	2571070001	26	SPI00375WE2.5	A34514-000	44	STD01Y-C	1768041-9	110
RPS-1K-1-400/2.0-9	229410001	26	SPI00594WE1	D10638-000	44	STD01Y-D	1-1768041-1	110
RPS-1K-1-400/2.0-S1-4	A63405-000	26	SP200225WE2.5	D93779-000	44	STD01Y-DOT	1-1768041-3	110
RPS-1K-1-400/2.0-S1-9	5921050001	26	SP200375WE2.5	E87503-000	44	STD01Y-E	1-1768041-4	110
RPS-1K-10-2/2.0-4	8375990001	26	STD01W-0	380468-000	110	STD01Y-EARTH	1-1768041-5	110
RPS-1K-10-2/2.0-9	8478290001	26	STD01W-1	036952-000	110	STD01Y-F	1-1768041-7	110
RPS-1K-10-2/2.0-S1-4	6096530001	26	STD01W-2	880874-000	110	STD01Y-G	1-1768041-9	110
RPS-1K-10-2/2.0-S1-9	6796570001	26	STD01W-3	261416-000	110	STD01Y-H	2-1768041-1	110
RPS-1K-16-10/2.0-4	3234330001	26	STD01W-4	886014-000	110	STD01Y-I	2-1768041-3	110
RPS-1K-16-10/2.0-9	5502830001	26	STD01W-5	472156-000	110	STD01Y-J	2-1768041-4	110
RPS-1K-16-10/2.0-S1-4	6655690001	26	STD01W-6	697328-000	110	STD01Y-K	2-1768041-5	110
RPS-1K-16-10/2.0-S1-9	3851810001	26	STD01W-7	115690-000	110	STD01Y-L	2-1768041-7	110
RPS-1K-18-12/2.0-4	1661090001	26	STD01W-8	695082-000	110	STD01Y-M	2-1768041-9	110
RPS-1K-18-12/2.0-9	7278870001	26	STD01W-9	524448-000	110	STD01Y-MINUS	3-1768041-0	110
RPS-1K-18-12/2.0-S1-4	7443890001	26	STD01W-A	543032-000	110	STD01Y-N	3-1768041-2	110
RPS-1K-18-12/2.0-S1-9	689145001	26	STD01W-B	667794-000	110	STD01Y-O	1-1768041-3	110
RPS-1K-22-18/2.0-4	8737350001	26	STD01W-C	490978-000	110	STD01Y-P	3-1768041-4	110
RPS-1K-22-18/2.0-9	2439450001	26	STD01W-D	892212-000	110	STD01Y-PLUS	3-1768041-5	110
RPS-1K-22-18/2.0-S1-4	5902770001	26	STD01W-DOT	7-1768040-9	110	STD01Y-Q	3-1768041-6	110
RPS-1K-22-18/2.0-S1-9	8374950001	26	STD01W-E	306924-000	110	STD01Y-R	3-1768041-7	110
RPS-1K-400-1000/2.0-4	1328690001	26	STD01W-EARTH	8-1768040-0	110	STD01Y-S	3-1768041-9	110
RPS-1K-400-1000/2.0-9	7395470001	26	STD01W-F	564572-000	110	STD01Y-SLASH	4-1768041-0	110
RPS-1K-400-1000/2.0-S1-4	CC3801-000	26	STD01W-G	476126-000	110	STD01Y-T	4-1768041-1	110
RPS-1K-400-1000/2.0-S1-9	EK2660-000	26	STD01W-H	773592-000	110	STD01Y-U	4-1768041-2	110
RPS-1K-6-250/2.0-4	5178430001	26	STD01W-I	744932-000	110	STD01Y-V	4-1768041-3	110
RPS-1K-6-250/2.0-9	5516930001	26	STD01W-J	558694-000	110	STD01Y-W	4-1768041-4	110
RPS-1K-6-250/2.0-S1-4	6596530009	26	STD01W-K	300156-000	110	STD01Y-X	4-1768041-5	110
RPS-1K-6-250/2.0-S1-9	3045010001	26	STD01W-L	069822-000	110	STD01Y-Y	4-1768041-6	110
RPS-1K-8-4/2.0-4	1801410001	26	STD01W-M	797550-000	110	STD01Y-Z	4-1768041-7	110
RPS-1K-8-4/2.0-9	7674850001	26	STD01W-MINUS	8-1768040-7	110	STD02W-0	103302-000	110
			STD01W-N	825954-000	110	STD02W-1	819694-000	110



Identification Solutions

Ordering Description and Part Number Index

PART NUMBER INDEX

Ordering Description	Part Number	Page	Ordering Description	Part Number	Page	Ordering Description	Part Number	Page
STD02W-2	341158-000	110	STD02Y-G	8-1768041-3	110	STD03W-T	006340-000	111
STD02W-3	313440-000	110	STD02Y-H	8-1768041-5	110	STD03W-U	593358-000	111
STD02W-4	028034-000	110	STD02Y-I	8-1768041-7	110	STD03W-V	875154-000	111
STD02W-5	939726-000	110	STD02Y-J	8-1768041-8	110	STD03W-W	026896-000	111
STD02W-6	996948-000	110	STD02Y-K	8-1768041-9	110	STD03W-X	593434-000	111
STD02W-7	147282-000	110	STD02Y-L	9-1768041-1	110	STD03W-Y	982978-000	111
STD02W-8	318610-000	110	STD02Y-M	9-1768041-3	110	STD03W-Z	033694-000	111
STD02W-9	479820-000	110	STD02Y-MINUS	9-1768041-4	110	STD03Y-0	768714-000	111
STD02W-A	487180-000	110	STD02Y-N	9-1768041-6	110	STD03Y-1	197036-000	111
STD02W-B	003324-000	110	STD02Y-O	458092-000	110	STD03Y-2	610528-000	111
STD02W-C	055262-000	110	STD02Y-P	9-1768041-8	110	STD03Y-3	770010-000	111
STD02W-D	488834-000	110	STD02Y-PLUS	9-1768041-9	110	STD03Y-4	499680-000	111
STD02W-DOT	5-1768041-3	110	STD02Y-Q	1768042-1	110	STD03Y-5	998356-000	111
STD02W-E	397338-000	110	STD02Y-R	1768042-2	110	STD03Y-6	518144-000	111
STD02W-EARTH	5-1768041-4	110	STD02Y-S	1768042-4	110	STD03Y-7	443352-000	111
STD02W-F	961776-000	110	STD02Y-SLASH	1768042-5	110	STD03Y-8	774414-000	111
STD02W-G	145890-000	110	STD02Y-T	1768042-6	110	STD03Y-9	090056-000	111
STD02W-H	739622-000	110	STD02Y-U	1768042-7	110	STD03Y-A	345038-000	111
STD02W-I	340984-000	110	STD02Y-V	1768042-8	110	STD03Y-B	588040-000	111
STD02W-J	965732-000	110	STD02Y-W	1768042-9	110	STD03Y-C	4-1768042-2	111
STD02W-K	167492-000	110	STD02Y-X	1-1768042-0	110	STD03Y-D	4-1768042-4	111
STD02W-L	165426-000	110	STD02Y-Y	1-1768042-1	110	STD03Y-DOT	4-1768042-6	111
STD02W-M	701898-000	110	STD02Y-Z	1-1768042-2	110	STD03Y-E	4-1768042-7	111
STD02W-MINUS	6-1768041-1	110	STD03W-0	321874-000	111	STD03Y-EARTH	4-1768042-8	111
STD02W-N	052350-000	110	STD03W-1	496764-000	111	STD03Y-F	886822-000	111
STD02W-O	356494-000	110	STD03W-2	369880-000	111	STD03Y-G	5-1768042-1	111
STD02W-P	847560-000	110	STD03W-3	434716-000	111	STD03Y-H	361720-000	111
STD02W-PLUS	6-1768041-4	110	STD03W-4	092790-000	111	STD03Y-I	413464-000	111
STD02W-Q	153592-000	110	STD03W-5	403072-000	111	STD03Y-J	5-1768042-4	111
STD02W-R	703268-000	110	STD03W-6	571230-000	111	STD03Y-K	657680-000	111
STD02W-S	108520-000	110	STD03W-7	345774-000	111	STD03Y-L	5-1768042-6	111
STD02W-SLASH	003880-000	110	STD03W-8	446638-000	111	STD03Y-M	5-1768042-8	111
STD02W-T	424514-000	110	STD03W-9	070440-000	111	STD03Y-MINUS	5-1768042-9	111
STD02W-U	009222-000	110	STD03W-A	167476-000	111	STD03Y-N	6-1768042-1	111
STD02W-V	421406-000	110	STD03W-B	213166-000	111	STD03Y-O	768714-000	111
STD02W-W	592248-000	110	STD03W-C	586908-000	111	STD03Y-P	6-1768042-3	111
STD02W-X	141794-000	110	STD03W-D	845704-000	111	STD03Y-PLUS	6-1768042-4	111
STD02W-Y	273610-000	110	STD03W-DOT	2-1768042-3	111	STD03Y-Q	755512-000	111
STD02W-Z	471570-000	110	STD03W-E	916196-000	111	STD03Y-R	6-1768042-5	111
STD02Y-0	6-1768041-6	110	STD03W-EARTH	351404-000	111	STD03Y-S	992474-000	111
STD02Y-1	557314-000	110	STD03W-F	032218-000	111	STD03Y-SLASH	6-1768042-7	111
STD02Y-2	983856-000	110	STD03W-G	122028-000	111	STD03Y-T	6-1768042-8	111
STD02Y-3	709528-000	110	STD03W-H	801234-000	111	STD03Y-U	6-1768042-9	111
STD02Y-4	365180-000	110	STD03W-I	761148-000	111	STD03Y-V	7-1768042-0	111
STD02Y-5	996838-000	110	STD03W-J	000666-000	111	STD03Y-W	7-1768042-1	111
STD02Y-6	859984-000	110	STD03W-K	384850-000	111	STD03Y-X	666390-000	111
STD02Y-7	972648-000	110	STD03W-L	053232-000	111	STD03Y-Y	7-1768042-2	111
STD02Y-8	379708-000	110	STD03W-M	236988-000	111	STD03Y-Z	956734-000	111
STD02Y-9	005930-000	110	STD03W-MINUS	3-1768042-0	111	STD05W-0	7-1768042-3	111
STD02Y-A	6-1768041-7	110	STD03W-N	581086-000	111	STD05W-1	7-1768042-4	111
STD02Y-B	7-1768041-0	110	STD03W-O	827884-000	111	STD05W-2	7-1768042-5	111
STD02Y-C	7-1768041-3	110	STD03W-P	969958-000	111	STD05W-3	7-1768042-6	111
STD02Y-D	7-1768041-5	110	STD03W-PLUS	3-1768042-3	111	STD05W-4	7-1768042-7	111
STD02Y-DOT	7-1768041-7	110	STD03W-Q	185576-000	111	STD05W-5	7-1768042-8	111
STD02Y-E	7-1768041-8	110	STD03W-R	559060-000	111	STD05W-6	7-1768042-9	111
STD02Y-EARTH	7-1768041-9	110	STD03W-S	376500-000	111	STD05W-7	8-1768042-0	111
STD02Y-F	8-1768041-1	110	STD03W-SLASH	489958-000	111	STD05W-8	8-1768042-1	111

Identification Solutions

Ordering Description and Part Number Index

PART NUMBER INDEX

Ordering Description	Part Number	Page
STD05W-9	8-1768042-2	111
STD05W-A	8-1768042-3	111
STD05W-B	8-1768042-6	111
STD05W-C	8-1768042-9	111
STD05W-D	9-1768042-1	111
STD05W-DOT	9-1768042-3	111
STD05W-E	9-1768042-4	111
STD05W-EARTH	9-1768042-5	111
STD05W-F	9-1768042-7	111
STD05W-G	9-1768042-9	111
STD05W-H	1768043-2	111
STD05W-I	1768043-4	111
STD05W-J	1768043-5	111
STD05W-K	1768043-6	111
STD05W-L	1768043-8	111
STD05W-M	1-1768043-0	111
STD05W-MINUS	1-1768043-1	111
STD05W-N	1-1768043-3	111
STD05W-O	7-1768042-3	111
STD05W-P	1-1768043-5	111
STD05W-PLUS	1-1768043-6	111
STD05W-Q	1-1768043-7	111
STD05W-R	1-1768043-8	111
STD05W-S	2-1768043-0	111
STD05W-SLASH	2-1768043-1	111
STD05W-T	2-1768043-2	111
STD05W-U	2-1768043-3	111
STD05W-V	2-1768043-5	111
STD05W-W	2-1768043-6	111
STD05W-X	2-1768043-7	111
STD05W-Y	2-1768043-8	111
STD05W-Z	2-1768043-9	111
STD05Y-0	3-1768043-0	111
STD05Y-1	3-1768043-1	111
STD05Y-2	3-1768043-2	111
STD05Y-3	3-1768043-3	111
STD05Y-4	3-1768043-4	111
STD05Y-5	3-1768043-5	111
STD05Y-6	3-1768043-6	111
STD05Y-7	3-1768043-7	111
STD05Y-8	3-1768043-8	111
STD05Y-9	3-1768043-9	111
STD05Y-A	4-1768043-0	111
STD05Y-B	4-1768043-3	111
STD05Y-C	4-1768043-6	111
STD05Y-D	4-1768043-8	111
STD05Y-DOT	5-1768043-0	111
STD05Y-E	5-1768043-1	111
STD05Y-EARTH	5-1768043-2	111
STD05Y-F	5-1768043-4	111
STD05Y-G	5-1768043-6	111
STD05Y-H	5-1768043-8	111
STD05Y-I	6-1768043-0	111
STD05Y-J	6-1768043-1	111
STD05Y-K	6-1768043-2	111
STD05Y-L	6-1768043-4	111
STD05Y-M	6-1768043-6	111

Ordering Description	Part Number	Page
STD05Y-MINUS	6-1768043-7	111
STD05Y-N	6-1768043-9	111
STD05Y-O	3-1768043-0	111
STD05Y-P	7-1768043-1	111
STD05Y-PLUS	7-1768043-2	111
STD05Y-Q	7-1768043-3	111
STD05Y-R	7-1768043-4	111
STD05Y-S	7-1768043-6	111
STD05Y-SLASH	7-1768043-7	111
STD05Y-T	7-1768043-8	111
STD05Y-U	7-1768043-9	111
STD05Y-V	8-1768043-0	111
STD05Y-W	8-1768043-1	111
STD05Y-X	8-1768043-2	111
STD05Y-Y	8-1768043-3	111
STD05Y-Z	8-1768043-4	111
STD06W-0	134056-000	112
STD06W-1	712904-000	112
STD06W-2	478630-000	112
STD06W-3	991038-000	112
STD06W-4	662434-000	112
STD06W-5	531934-000	112
STD06W-6	177598-000	112
STD06W-7	632126-000	112
STD06W-8	384682-000	112
STD06W-9	965848-000	112
STD06W-A	465694-000	112
STD06W-B	390550-000	112
STD06W-C	286932-000	112
STD06W-D	651444-000	112
STD06W-DOT	9-1768043-4	112
STD06W-E	574158-000	112
STD06W-EARTH	9-1768043-5	112
STD06W-F	235542-000	112
STD06W-G	578874-000	112
STD06W-H	459916-000	112
STD06W-I	195488-000	112
STD06W-J	257040-000	112
STD06W-K	573384-000	112
STD06W-L	234826-000	112
STD06W-M	273236-000	112
STD06W-MINUS	1768044-4	112
STD06W-N	928608-000	112
STD06W-O	960460-000	112
STD06W-P	588992-000	112
STD06W-PLUS	1768044-7	112
STD06W-Q	168296-000	112
STD06W-R	455404-000	112
STD06W-S	220668-000	112
STD06W-SLASH	094824-000	112
STD06W-T	819568-000	112
STD06W-U	639630-000	112
STD06W-V	683320-000	112
STD06W-W	015462-000	112
STD06W-X	061564-000	112
STD06W-Y	004924-000	112
STD06W-Z	217706-000	112

Ordering Description	Part Number	Page
STD06Y-0	459072-000	112
STD06Y-1	474550-000	112
STD06Y-2	493356-000	112
STD06Y-3	444122-000	112
STD06Y-4	805984-000	112
STD06Y-5	092458-000	112
STD06Y-6	226310-000	112
STD06Y-7	677496-000	112
STD06Y-8	729268-000	112
STD06Y-9	978452-000	112
STD06Y-A	087406-000	112
STD06Y-B	757816-000	112
STD06Y-C	621660-000	112
STD06Y-D	661096-000	112
STD06Y-DOT	2-1768044-0	112
STD06Y-E	056868-000	112
STD06Y-EARTH	2-1768044-1	112
STD06Y-F	863870-000	112
STD06Y-G	203428-000	112
STD06Y-H	582580-000	112
STD06Y-I	945988-000	112
STD06Y-J	301972-000	112
STD06Y-K	668832-000	112
STD06Y-L	001308-000	112
STD06Y-M	682660-000	112
STD06Y-MINUS	2-1768044-9	112
STD06Y-N	858346-000	112
STD06Y-O	162552-000	112
STD06Y-P	033374-000	112
STD06Y-PLUS	E52054-000	112
STD06Y-Q	675790-000	112
STD06Y-R	168706-000	112
STD06Y-S	074826-000	112
STD06Y-SLASH	562584-000	112
STD06Y-T	836378-000	112
STD06Y-U	816500-000	112
STD06Y-V	709862-000	112
STD06Y-W	976882-000	112
STD06Y-X	424858-000	112
STD06Y-Y	067448-000	112
STD06Y-Z	930240-000	112
STD09W-0	808756-000	112
STD09W-1	564314-000	112
STD09W-2	881128-000	112
STD09W-3	451612-000	112
STD09W-4	776688-000	112
STD09W-5	411220-000	112
STD09W-6	062724-000	112
STD09W-7	638470-000	112
STD09W-8	671050-000	112
STD09W-9	519158-000	112
STD09W-A	317872-000	112
STD09W-B	929926-000	112
STD09W-C	595148-000	112
STD09W-D	535494-000	112
STD09W-DOT	4-1768044-3	112
STD09W-E	318782-000	112

Identification Solutions

Ordering Description and Part Number Index

PART NUMBER INDEX

Ordering Description	Part Number	Page	Ordering Description	Part Number	Page	Ordering Description	Part Number	Page
STD09W-EARTH	4-1768044-4	112	STD09Y-S	590022-000	112	STD12Y-7	1768045-6	113
STD09W-F	778086-000	112	STD09Y-SLASH	792924-000	112	STD12Y-8	1768045-7	113
STD09W-G	362886-000	112	STD09Y-T	497634-000	112	STD12Y-9	1768045-8	113
STD09W-H	659958-000	112	STD09Y-U	491394-000	112	STD12Y-A	1768045-9	113
STD09W-I	234392-000	112	STD09Y-V	423154-000	112	STD12Y-B	1-1768045-2	113
STD09W-J	429560-000	112	STD09Y-W	365646-000	112	STD12Y-C	1-1768045-5	113
STD09W-K	594054-000	112	STD09Y-X	523918-000	112	STD12Y-D	1-1768045-7	113
STD09W-L	591020-000	112	STD09Y-Y	362942-000	112	STD12Y-DOT	1-1768045-9	113
STD09W-M	853188-000	112	STD09Y-Z	322370-000	112	STD12Y-E	2-1768045-0	113
STD09W-MINUS	5-1768044-2	112	STD12W-0	027608-000	113	STD12Y-EARTH	2-1768045-1	113
STD09W-N	547972-000	112	STD12W-1	028690-000	113	STD12Y-F	2-1768045-3	113
STD09W-O	870334-000	112	STD12W-2	127922-000	113	STD12Y-G	2-1768045-5	113
STD09W-P	294582-000	112	STD12W-3	869998-000	113	STD12Y-H	2-1768045-7	113
STD09W-PLUS	5-1768044-5	112	STD12W-4	422284-000	113	STD12Y-I	2-1768045-9	113
STD09W-Q	702368-000	112	STD12W-5	329976-000	113	STD12Y-J	3-1768045-0	113
STD09W-R	071620-000	112	STD12W-6	654200-000	113	STD12Y-K	3-1768045-1	113
STD09W-S	701134-000	112	STD12W-7	727782-000	113	STD12Y-L	3-1768045-3	113
STD09W-SLASH	190726-000	112	STD12W-8	157886-000	113	STD12Y-M	3-1768045-5	113
STD09W-T	594256-000	112	STD12W-9	612832-000	113	STD12Y-MINUS	3-1768045-6	113
STD09W-U	588548-000	112	STD12W-A	392758-000	113	STD12Y-N	3-1768045-8	113
STD09W-V	651644-000	112	STD12W-B	190370-000	113	STD12Y-O	9-1768044-8	113
STD09W-W	910358-000	112	STD12W-C	379242-000	113	STD12Y-P	4-1768045-0	113
STD09W-X	697154-000	112	STD12W-D	466552-000	113	STD12Y-PLUS	4-1768045-1	113
STD09W-Y	068920-000	112	STD12W-DOT	8-1768044-5	113	STD12Y-Q	4-1768045-2	113
STD09W-Z	952914-000	112	STD12W-E	952178-000	113	STD12Y-R	4-1768045-3	113
STD09Y-0	047316-000	112	STD12W-EARTH	8-1768044-6	113	STD12Y-S	4-1768045-5	113
STD09Y-1	064090-000	112	STD12W-F	242654-000	113	STD12Y-SLASH	4-1768045-6	113
STD09Y-2	700690-000	112	STD12W-G	371912-000	113	STD12Y-T	4-1768045-7	113
STD09Y-3	410908-000	112	STD12W-H	544882-000	113	STD12Y-U	4-1768045-8	113
STD09Y-4	422172-000	112	STD12W-I	743644-000	113	STD12Y-V	4-1768045-9	113
STD09Y-5	131226-000	112	STD12W-J	925236-000	113	STD12Y-W	5-1768045-0	113
STD09Y-6	746782-000	112	STD12W-K	402858-000	113	STD12Y-X	5-1768045-1	113
STD09Y-7	007980-000	112	STD12W-L	372210-000	113	STD12Y-Y	5-1768045-2	113
STD09Y-8	634544-000	112	STD12W-M	797170-000	113	STD12Y-Z	5-1768045-3	113
STD09Y-9	645636-000	112	STD12W-MINUS	9-1768044-3	113	STD15W-0	5-1768045-5	113
STD09Y-A	862816-000	112	STD12W-N	224378-000	113	STD15W-1	916500-000	113
STD09Y-B	036610-000	112	STD12W-O	040688-000	113	STD15W-2	631526-000	113
STD09Y-C	452642-000	112	STD12W-P	200490-000	113	STD15W-3	883382-000	113
STD09Y-D	281690-000	112	STD12W-PLUS	9-1768044-6	113	STD15W-4	924992-000	113
STD09Y-DOT	6-1768044-6	112	STD12W-Q	881472-000	113	STD15W-5	381396-000	113
STD09Y-E	882530-000	112	STD12W-R	610526-000	113	STD15W-6	545292-000	113
STD09Y-EARTH	6-1768044-7	112	STD12W-S	958362-000	113	STD15W-7	360170-000	113
STD09Y-F	017172-000	112	STD12W-SLASH	102828-000	113	STD15W-8	075056-000	113
STD09Y-G	112902-000	112	STD12W-T	080248-000	113	STD15W-9	054712-000	113
STD09Y-H	075034-000	112	STD12W-U	606344-000	113	STD15W-A	755008-000	113
STD09Y-I	769976-000	112	STD12W-V	244058-000	113	STD15W-B	802902-000	113
STD09Y-J	327448-000	112	STD12W-W	922324-000	113	STD15W-C	838714-000	113
STD09Y-K	672532-000	112	STD12W-X	151660-000	113	STD15W-D	629606-000	113
STD09Y-L	509762-000	112	STD12W-Y	976192-000	113	STD15W-DOT	6-1768045-1	113
STD09Y-M	205508-000	112	STD12W-Z	928688-000	113	STD15W-E	133110-000	113
STD09Y-MINUS	7-1768044-5	112	STD12Y-0	9-1768044-8	113	STD15W-EARTH	6-1768045-2	113
STD09Y-N	667860-000	112	STD12Y-1	9-1768044-9	113	STD15W-F	537002-000	113
STD09Y-O	047316-000	112	STD12Y-2	1768045-1	113	STD15W-G	685362-000	113
STD09Y-P	597516-000	112	STD12Y-3	1768045-2	113	STD15W-H	863976-000	113
STD09Y-PLUS	7-1768044-8	112	STD12Y-4	1768045-3	113	STD15W-I	913588-000	113
STD09Y-Q	247002-000	112	STD12Y-5	1768045-4	113	STD15W-J	344640-000	113
STD09Y-R	920140-000	112	STD12Y-6	1768045-5	113	STD15W-K	501372-000	113

Identification Solutions

Ordering Description and Part Number Index

PART NUMBER INDEX

Ordering Description	Part Number	Page	Ordering Description	Part Number	Page	Ordering Description	Part Number	Page
STD15W-L	002648-000	113	STD15Y-Y	2-1768046-8	113	STD17Y-DOT	6-1768046-9	114
STD15W-M	347828-000	113	STD15Y-Z	2-1768046-9	113	STD17Y-E	7-1768046-0	114
STD15W-MINUS	6-1768045-9	113	STD17W-0	527604-000	114	STD17Y-EARTH	7-1768046-1	114
STD15W-N	612672-000	113	STD17W-1	203994-000	114	STD17Y-F	7-1768046-3	114
STD15W-O	910676-000	113	STD17W-2	183268-000	114	STD17Y-G	7-1768046-5	114
STD15W-P	388482-000	113	STD17W-3	364638-000	114	STD17Y-H	7-1768046-7	114
STD15W-PLUS	7-1768045-2	113	STD17W-4	901940-000	114	STD17Y-I	7-1768046-9	114
STD15W-Q	621494-000	113	STD17W-5	286422-000	114	STD17Y-J	8-1768046-0	114
STD15W-R	325234-000	113	STD17W-6	630534-000	114	STD17Y-K	8-1768046-1	114
STD15W-S	544426-000	113	STD17W-7	805758-000	114	STD17Y-L	8-1768046-3	114
STD15W-SLASH	857128-000	113	STD17W-8	117110-000	114	STD17Y-M	8-1768046-5	114
STD15W-T	845482-000	113	STD17W-9	187054-000	114	STD17Y-MINUS	8-1768046-6	114
STD15W-U	126270-000	113	STD17W-A	265752-000	114	STD17Y-N	8-1768046-8	114
STD15W-V	907764-000	113	STD17W-B	810362-000	114	STD17Y-O	4-1768046-9	114
STD15W-W	071812-000	113	STD17W-C	201082-000	114	STD17Y-P	9-1768046-0	114
STD15W-X	362816-000	113	STD17W-D	579356-000	114	STD17Y-PLUS	9-1768046-1	114
STD15W-Y	578440-000	113	STD17W-DOT	3-1768046-6	114	STD17Y-Q	9-1768046-2	114
STD15W-Z	063698-000	113	STD17W-E	899028-000	114	STD17Y-R	9-1768046-3	114
STD15Y-0	7-1768045-4	113	STD17W-EARTH	3-1768046-7	114	STD17Y-S	9-1768046-5	114
STD15Y-1	7-1768045-5	113	STD17W-F	519516-000	114	STD17Y-SLASH	9-1768046-6	114
STD15Y-2	7-1768045-6	113	STD17W-G	126680-000	114	STD17Y-T	9-1768046-7	114
STD15Y-3	7-1768045-7	113	STD17W-H	435224-000	114	STD17Y-U	9-1768046-8	114
STD15Y-4	7-1768045-8	113	STD17W-I	860516-000	114	STD17Y-V	9-1768046-9	114
STD15Y-5	7-1768045-9	113	STD17W-J	608890-000	114	STD17Y-W	1768047-1	114
STD15Y-6	8-1768045-0	113	STD17W-K	851872-000	114	STD17Y-X	1768047-2	114
STD15Y-7	8-1768045-1	113	STD17W-L	336396-000	114	STD17Y-Y	1768047-3	114
STD15Y-8	8-1768045-2	113	STD17W-M	198170-000	114	STD17Y-Z	1768047-4	114
STD15Y-9	8-1768045-3	113	STD17W-MINUS	4-1768046-4	114	STD21W-0	1768047-6	114
STD15Y-A	8-1768045-4	113	STD17W-N	160164-000	114	STD21W-1	303184-000	114
STD15Y-B	8-1768045-7	113	STD17W-O	066806-000	114	STD21W-2	563918-000	114
STD15Y-C	9-1768045-0	113	STD17W-P	206748-000	114	STD21W-3	884468-000	114
STD15Y-D	9-1768045-2	113	STD17W-PLUS	4-1768046-7	114	STD21W-4	666714-000	114
STD15Y-DOT	9-1768045-4	113	STD17W-Q	826344-000	114	STD21W-5	263556-000	114
STD15Y-E	9-1768045-5	113	STD17W-R	122436-000	114	STD21W-6	557678-000	114
STD15Y-EARTH	9-1768045-6	113	STD17W-S	755828-000	114	STD21W-7	375434-000	114
STD15Y-F	9-1768045-8	113	STD17W-SLASH	777264-000	114	STD21W-8	871050-000	114
STD15Y-G	1768046-1	113	STD17W-T	320388-000	114	STD21W-9	025278-000	114
STD15Y-H	1768046-3	113	STD17W-U	888064-000	114	STD21W-A	138262-000	114
STD15Y-I	1768046-5	113	STD17W-V	556206-000	114	STD21W-B	846224-000	114
STD15Y-J	1768046-6	113	STD17W-W	670780-000	114	STD21W-C	315560-000	114
STD15Y-K	1768046-7	113	STD17W-X	634758-000	114	STD21W-D	937516-000	114
STD15Y-L	1768046-9	113	STD17W-Y	527804-000	114	STD21W-DOT	1-1768047-2	114
STD15Y-M	1-1768046-1	113	STD17W-Z	192346-000	114	STD21W-E	398254-000	114
STD15Y-MINUS	1-1768046-2	113	STD17Y-0	4-1768046-9	114	STD21W-EARTH	1-1768047-3	114
STD15Y-N	1-1768046-4	113	STD17Y-1	5-1768046-0	114	STD21W-F	150770-000	114
STD15Y-O	7-1768045-4	113	STD17Y-2	5-1768046-1	114	STD21W-G	415068-000	114
STD15Y-P	1-1768046-6	113	STD17Y-3	5-1768046-2	114	STD21W-H	872820-000	114
STD15Y-PLUS	1-1768046-7	113	STD17Y-4	5-1768046-3	114	STD21W-I	091456-000	114
STD15Y-Q	1-1768046-8	113	STD17Y-5	5-1768046-4	114	STD21W-J	210862-000	114
STD15Y-R	1-1768046-9	113	STD17Y-6	5-1768046-5	114	STD21W-K	236972-000	114
STD15Y-S	2-1768046-1	113	STD17Y-7	5-1768046-6	114	STD21W-L	144498-000	114
STD15Y-SLASH	2-1768046-2	113	STD17Y-8	5-1768046-7	114	STD21W-M	151926-000	114
STD15Y-T	2-1768046-3	113	STD17Y-9	5-1768046-8	114	STD21W-MINUS	2-1768047-0	114
STD15Y-U	2-1768046-4	113	STD17Y-A	5-1768046-9	114	STD21W-N	148398-000	114
STD15Y-V	2-1768046-5	113	STD17Y-B	6-1768046-2	114	STD21W-O	423100-000	114
STD15Y-W	2-1768046-6	113	STD17Y-C	6-1768046-5	114	STD21W-P	852494-000	114
STD15Y-X	2-1768046-7	113	STD17Y-D	6-1768046-7	114	STD21W-PLUS	2-1768047-3	114



Identification Solutions

Ordering Description and Part Number Index

PART NUMBER INDEX

Ordering Description	Part Number	Page	Ordering Description	Part Number	Page	Ordering Description	Part Number	Page
STD21W-Q	085934-000	114	STD24W-5	978190-000	115	STD24Y-J	2-1768048-0	115
STD21W-R	962458-000	114	STD24W-6	905034-000	115	STD24Y-K	2-1768048-1	115
STD21W-S	251560-000	114	STD24W-7	273650-000	115	STD24Y-L	320608-000	115
STD21W-SLASH	764286-000	114	STD24W-8	187136-000	115	STD24Y-M	2-1768048-4	115
STD21W-T	650510-000	114	STD24W-9	394338-000	115	STD24Y-MINUS	2-1768048-5	115
STD21W-U	461542-000	114	STD24W-A	197264-000	115	STD24Y-N	2-1768048-7	115
STD21W-V	023470-000	114	STD24W-B	314578-000	115	STD24Y-O	839944-000	115
STD21W-W	034464-000	114	STD24W-C	946230-000	115	STD24Y-P	2-1768048-9	115
STD21W-X	316680-000	114	STD24W-D	339676-000	115	STD24Y-PLUS	3-1768048-0	115
STD21W-Y	882830-000	114	STD24W-DOT	8-1768047-8	115	STD24Y-Q	3-1768048-1	115
STD21W-Z	475522-000	114	STD24W-E	398232-000	115	STD24Y-R	833408-000	115
STD21Y-0	2-1768047-5	114	STD24W-EARTH	8-1768047-9	115	STD24Y-S	3-1768048-3	115
STD21Y-1	2-1768047-6	114	STD24W-F	549392-000	115	STD24Y-SLASH	3-1768048-4	115
STD21Y-2	2-1768047-7	114	STD24W-G	928554-000	115	STD24Y-T	3-1768048-5	115
STD21Y-3	2-1768047-8	114	STD24W-H	917568-000	115	STD24Y-U	3-1768048-6	115
STD21Y-4	2-1768047-9	114	STD24W-I	901502-000	115	STD24Y-V	3-1768048-7	115
STD21Y-5	3-1768047-0	114	STD24W-J	687814-000	115	STD24Y-W	3-1768048-8	115
STD21Y-6	3-1768047-1	114	STD24W-K	732956-000	115	STD24Y-X	3-1768048-9	115
STD21Y-7	3-1768047-2	114	STD24W-L	759108-000	115	STD24Y-Y	4-1768048-0	115
STD21Y-8	3-1768047-3	114	STD24W-M	301210-000	115	STD24Y-Z	4-1768048-1	115
STD21Y-9	3-1768047-4	114	STD24W-MINUS	9-1768047-6	115	TIK-044033-10-9	E88300-000	84
STD21Y-A	3-1768047-5	114	STD24W-N	817492-000	115	TIK-064064-25-9	A91161-000	84
STD21Y-B	3-1768047-8	114	STD24W-O	914918-000	115	TIK-080080-10-9	F27527-000	84
STD21Y-C	4-1768047-1	114	STD24W-P	968824-000	115	TIK-085038-10-9	C46876-000	84
STD21Y-D	4-1768047-3	114	STD24W-PLUS	9-1768047-9	115	TIK-095080-25-9	D08273-000	84
STD21Y-DOT	4-1768047-5	114	STD24W-Q	399170-000	115	TIK-095095-10-9	E88361-000	84
STD21Y-E	4-1768047-6	114	STD24W-R	464414-000	115	TIK-127032-10-9	D68225-000	84
STD21Y-EARTH	4-1768047-6	114	STD24W-S	040998-000	115	TIK-127111-10-9	A87059-000	84
STD21Y-F	4-1768047-9	114	STD24W-SLASH	716408-000	115	TIK-127127-10-9	D01425-000	84
STD21Y-G	5-1768047-1	114	STD24W-T	264594-000	115	TIK-165051-25-9	D98213-000	84
STD21Y-H	5-1768047-3	114	STD24W-U	154936-000	115	TIK-178095-10-9	C73746-000	84
STD21Y-I	5-1768047-5	114	STD24W-V	271808-000	115	TIK-191064-10-9	A81191-000	84
STD21Y-J	5-1768047-6	114	STD24W-W	116634-000	115	TIK-229064-10-9	A77065-000	84
STD21Y-K	5-1768047-7	114	STD24W-X	233500-000	115	TIK-254045-10-9	D28275-000	84
STD21Y-L	5-1768047-9	114	STD24W-Y	138132-000	115	TIK-254064-10-9	A07919-000	84
STD21Y-M	6-1768047-1	114	STD24W-Z	840894-000	115	TIK-254097-10-9	A33671-000	84
STD21Y-MINUS	6-1768047-2	114	STD24Y-0	1768048-2	115	TIK-254127-10-9	E78378-000	84
STD21Y-N	6-1768047-4	114	STD24Y-1	340014-000	115	TIK-318064-10-9	A47971-000	84
STD21Y-O	2-1768047-5	114	STD24Y-2	805844-000	115	TIK-381064-10-9	E27450-000	84
STD21Y-P	6-1768047-6	114	STD24Y-3	123558-000	115	TIK-381127-5-9	D08256-000	84
STD21Y-PLUS	6-1768047-7	114	STD24Y-4	081620-000	115	TIK-445064-10-9	C01317-000	84
STD21Y-Q	6-1768047-8	114	STD24Y-5	201302-000	115	TIK-445102-5-9	A47096-000	84
STD21Y-R	6-1768047-9	114	STD24Y-6	532738-000	115	TIK-508064-10-9	E74153-000	84
STD21Y-S	7-1768047-1	114	STD24Y-7	579826-000	115	TIK-508127-5-9	A71141-000	84
STD21Y-SLASH	7-1768047-2	114	STD24Y-8	918298-000	115	T200-IDENT-PRINTER	EC6996-000	119
STD21Y-T	7-1768047-3	114	STD24Y-9	537750-000	115	T200-IDENT-SWARE-PRINTER	EC6997-000	119
STD21Y-U	7-1768047-4	114	STD24Y-A	031882-000	115	T200-IDENT-CUTTER	EC8456-000	124
STD21Y-V	7-1768047-5	114	STD24Y-B	336486-000	115	T200-IDENT-PERFORATOR	EC8869-000	124
STD21Y-W	7-1768047-6	114	STD24Y-C	104986-000	115	T2K-044033-10-9	C23724-000	85
STD21Y-X	7-1768047-7	114	STD24Y-D	802932-000	115	T2K-095095-10-9	C63758-000	85
STD21Y-Y	7-1768047-8	114	STD24Y-DOT	1768048-9	115	T2K-127111-10-9	E91570-000	85
STD21Y-Z	7-1768047-9	114	STD24Y-E	1-1768048-0	115	T2K-165051-25-9	A37039-000	85
STD24W-0	8-1768047-1	115	STD24Y-EARTH	1-1768048-1	115	T2K-191064-10-9	E84197-000	85
STD24W-1	866522-000	115	STD24Y-F	1-1768048-3	115	T2K-229064-10-9	A23615-000	85
STD24W-2	640576-000	115	STD24Y-G	1-1768048-5	115	T2K-254045-10-9	F94222-000	85
STD24W-3	417638-000	115	STD24Y-H	1-1768048-7	115	T2K-254064-10-9	E44151-000	85
STD24W-4	542894-000	115	STD24Y-I	1-1768048-9	115			

Identification Solutions

Ordering Description and Part Number Index

PART NUMBER INDEX

Ordering Description	Part Number	Page	Ordering Description	Part Number	Page	Ordering Description	Part Number	Page
T2K-254097-10-9	D71498-000	85	TMS-SCE-1K-1/8-2.0-9	4554650001	11	TMS-SCE-2X-1K-3/32-S1-4	EH8720-000	14
T2K-254127-10-9	A63677-000	85	TMS-SCE-1K-1/8-2.0-S1-4	2165230001	10	TMS-SCE-2X-1K-3/32-S1-9	EF8489-000	14
T2K-318064-10-9	A47084-000	85	TMS-SCE-1K-1/8-2.0-S1-9	9435730001	11	TMS-SCE-2X-1K-3/4-4	CP0163-000	14
T2K-381064-10-9	A1115-000	85	TMS-SCE-1K-2-1/4-2.0-4	E09585-000	11	TMS-SCE-2X-1K-3/4-9	F04160-000	14
T2K-381381-2.5-9	F31683-000	85	TMS-SCE-1K-2-1/4-2.0-9	D44774-000	12	TMS-SCE-2X-1K-3/4-S1-4	CY6461-000	14
T2K-508064-10-9	D81458-000	85	TMS-SCE-1K-2-1/4-2.0-S1-4	EF8491-000	11	TMS-SCE-2X-1K-3/4-S1-9	EH8715-000	14
T2K-508127-5-9	A17020-000	85	TMS-SCE-1K-2-1/4-2.0-S1-9	EH8584-000	12	TMS-SCE-2X-1K-3/8-4	CC8522-000	14
T300-RIBBON-WH-4HT	154739-000	131	TMS-SCE-1K-2-2.0-4	6194590001	10	TMS-SCE-2X-1K-3/8-9	A58166-000	14
T300-UV-SCE-RIBBON	EC8932-000	133	TMS-SCE-1K-2-2.0-9	7677230001	12	TMS-SCE-2X-1K-3/8-S1-4	C74756-000	14
T6112DS-PRINTER	CP8122-000	122	TMS-SCE-1K-2-2.0-S1-4	EH8583-000	11	TMS-SCE-2X-1K-3/8-S1-9	E09873-000	14
TE3112-PRINTER	CR2120-000	120	TMS-SCE-1K-2-2.0-S1-9	EH8582-000	12	TMS-SCE-3/16-2.0-4	5332610001	10
TE3124-PRINTER	CC9352-000	121	TMS-SCE-1K-3/16-2.0-4	7957790001	10	TMS-SCE-3/16-2.0-9	5273550001	11
TEK1119-N	4-1768048-5	82	TMS-SCE-1K-3/16-2.0-9	1099510001	11	TMS-SCE-3/16-2.0-S1-4	5883010001	10
TEK1138-N	4-1768048-9	82	TMS-SCE-1K-3/16-2.0-S1-4	2489010001	10	TMS-SCE-3/16-2.0-S1-9	3573650001	11
TEK821-N	5-1768048-3	82	TMS-SCE-1K-3/16-2.0-S1-9	3549610001	11	TMS-SCE-3/32-2.0-4	4407170001	10
TEK914-N	5-1768048-6	82	TMS-SCE-1K-3/32-2.0-4	1289310001	10	TMS-SCE-3/32-2.0-9	6632750001	11
TKM150-N	6-1768048-2	50	TMS-SCE-1K-3/32-2.0-9	0969750001	11	TMS-SCE-3/32-2.0-S1-4	3249670001	10
TKM230-N	6-1768048-6	50	TMS-SCE-1K-3/32-2.0-S1-4	E85726-000	10	TMS-SCE-3/32-2.0-S1-9	1506550001	11
TKM50WE-N	7-1768048-7	50	TMS-SCE-1K-3/32-2.0-S1-9	5248310001	11	TMS-SCE-3/4-2.0-4	6315830001	10
TKM75-N	8-1768048-1	50	TMS-SCE-1K-3/4-2.0-4	9463210001	10	TMS-SCE-3/4-2.0-9	567590001	11
TMS-SCE-1-1/2-2.0-4	6706090001	10	TMS-SCE-1K-3/4-2.0-9	4575670001	11	TMS-SCE-3/4-2.0-S1-4	6176350001	10
TMS-SCE-1-1/2-2.0-9	5414710001	11	TMS-SCE-1K-3/4-2.0-S1-4	A60108-000	10	TMS-SCE-3/4-2.0-S1-9	6656610001	11
TMS-SCE-1-1/2-2.0-S1-4	0907130001	10	TMS-SCE-1K-3/4-2.0-S1-9	9203730001	11	TMS-SCE-3/8-2.0-4	5294130001	10
TMS-SCE-1-1/2-2.0-S1-9	2983910001	12	TMS-SCE-1K-3/8-2.0-4	2410510001	10	TMS-SCE-3/8-2.0-9	9422810001	11
TMS-SCE-1-2.0-4	7992730001	10	TMS-SCE-1K-3/8-2.0-9	0120930001	11	TMS-SCE-3/8-2.0-S1-4	0313730001	10
TMS-SCE-1-2.0-9	4397130001	11	TMS-SCE-1K-3/8-2.0-S1-4	6694470001	10	TMS-SCE-3/8-2.0-S1-9	937690001	11
TMS-SCE-1-2.0-S1-4	1130910001	10	TMS-SCE-1K-3/8-2.0-S1-9	846169-000	11	TMS-RJS-RIBBON-4DSCE	311292-000	129
TMS-SCE-1-2.0-S1-9	5134530001	11	TMS-SCE-2-1/4-2.0-4	186782-000	11	TMS-RJS-RIBBON-4HT	7540739-000	130
TMS-SCE-1/2-2.0-4	6325250001	10	TMS-SCE-2-1/4-2.0-9	191509-000	12	TMS-RJS-RIBBON-4RPSCE	557721-000	130
TMS-SCE-1/2-2.0-9	5061850001	11	TMS-SCE-2-1/4-2.0-S1-4	CC9058-000	11	TN-044033-10-9	C57290-000	90
TMS-SCE-1/2-2.0-S1-4	4809650001	10	TMS-SCE-2-1/4-2.0-S1-9	105297-000	12	TN-089047-10-9	E57467-000	90
TMS-SCE-1/2-2.0-S1-9	0138090001	11	TMS-SCE-2-2.0-4	3279370001	10	TN-127111-10-9	D87328-000	90
TMS-SCE-1/4-2.0-4	3906690001	10	TMS-SCE-2-2.0-9	577739-000	12	TN-127127-10-9	F24274-000	90
TMS-SCE-1/4-2.0-9	1-1878866-4	11	TMS-SCE-2-2.0-S1-4	EJ2639-000	10	TN-165051-25-9	F58436-000	90
TMS-SCE-1/4-2.0-S1-4	4785230001	10	TMS-SCE-2-2.0-S1-9	344283-000	12	TN-191064-10-9	E38328-000	90
TMS-SCE-1/4-2.0-S1-9	3593590001	11	TMS-SCE-2X-1K-1-4	EH8787-000	14	TN-191114-15-9	A47929-000	90
TMS-SCE-1/8-2.0-4	6418370001	10	TMS-SCE-2X-1K-1-9	CR7762-000	14	TN-254127-10-9	F64200-000	90
TMS-SCE-1/8-2.0-9	8350110001	11	TMS-SCE-2X-1K-1-S1-4	EH8788-000	14	TN-254254-10-9	C17219-000	90
TMS-SCE-1/8-2.0-S1-4	9246090001	10	TMS-SCE-2X-1K-1-S1-9	EH8716-000	14	TN-318097-10-9	D67328-000	90
TMS-SCE-1/8-2.0-S1-9	9246090001	11	TMS-SCE-2X-1K-1/2-4	837277-000	14	TN-381020-10-9	A43672-000	90
TMS-SCE-1K-1-1/2-2.0-4	3880430001	10	TMS-SCE-2X-1K-1/2-9	F05938-000	14	TN-381064-10-9	A67976-000	90
TMS-SCE-1K-1-1/2-2.0-9	1505370001	11	TMS-SCE-2X-1K-1/2-S1-4	EH8786-000	14	TN-381127-5-9	D01421-000	90
TMS-SCE-1K-1-1/2-2.0-S1-4	C857260001	10	TMS-SCE-2X-1K-1/2-S1-9	EH8714-000	14	TN-381191-5-9	E48361-000	90
TMS-SCE-1K-1-1/2-2.0-S1-9	9238830001	12	TMS-SCE-2X-1K-1/4-4	F35028-000	14	TN-508254-5-9	E88369-000	90
TMS-SCE-1K-1-2.0-4	2290750001	10	TMS-SCE-2X-1K-1/4-9	617917-000	14	TN-508508-3-9	F98478-000	90
TMS-SCE-1K-1-2.0-9	0253350001	11	TMS-SCE-2X-1K-1/4-S1-4	EF3678-000	14	TN-699191-5-9	D14042-000	90
TMS-SCE-1K-1-2.0-S1-4	5688990001	10	TMS-SCE-2X-1K-1/4-S1-9	F57432-000	14	TP-AIRCON-CONT	916188-000	92
TMS-SCE-1K-1-2.0-S1-9	1340650001	11	TMS-SCE-2X-1K-1/8-4	A22489-000	14	TP-AIRCON-CONT	916188-000	94
TMS-SCE-1K-1/2-2.0-4	8988010001	10	TMS-SCE-2X-1K-1/8-9	251895-000	14	TP-COMGAS-CONT	1878891-4	92
TMS-SCE-1K-1/2-2.0-9	7385170001	11	TMS-SCE-2X-1K-1/8-S1-4	CC6890-000	14	TP-COMGAS-CONT	1878891-4	94
TMS-SCE-1K-1/2-2.0-S1-4	5768930001	10	TMS-SCE-2X-1K-1/8-S1-9	EH8713-000	14	TP-COMGASST-0.312	E62108-000	92
TMS-SCE-1K-1/2-2.0-S1-9	3212430001	11	TMS-SCE-2X-1K-3/16-4	A60000-000	14	TP-COOLST-0.750	C61680-000	92
TMS-SCE-1K-1/4-2.0-4	7525070001	10	TMS-SCE-2X-1K-3/16-9	330433-000	14	TP-COOLST-1.250	A65208-000	92
TMS-SCE-1K-1/4-2.0-9	7474490001	11	TMS-SCE-2X-1K-3/16-S1-4	EH8785-000	14	TP-COOLST-1.750	C16490-000	92
TMS-SCE-1K-1/4-2.0-S1-4	5460650001	10	TMS-SCE-2X-1K-3/16-S1-9	CC0072-000	14	TP-FIRE-CONT	1878869-4	92
TMS-SCE-1K-1/4-2.0-S1-9	4377070001	11	TMS-SCE-2X-1K-3/32-4	E71365-000	14	TP-FIRE-CONT	1878869-4	94
TMS-SCE-1K-1/8-2.0-4	0043430001	10	TMS-SCE-2X-1K-3/32-9	F15113-000	14	TP-FIREST-0.312	C83897-000	92

Identification Solutions

Ordering Description and Part Number Index

PART NUMBER INDEX

Ordering Description	Part Number	Page	Ordering Description	Part Number	Page	Ordering Description	Part Number	Page
TP-FIREST-0.750	A62635-000	92	TTVF200WE-100	192868-000	52	WP-254127-10-9	D01460-000	62
TP-FUEL-0.625	149712-000	92	TTVF200YW-100	097370-000	52	WP-254254-10-9	A43626-000	62
TP-FUEL-CONT	1878877-4	92	TTVF300WE-100	741048-000	52	WP-305047-10-9	E58363-000	62
TP-FUEL-CONT	1878877-4	94	TTVF300YW-100	018298-000	52	WP-318064-10-9	D41432-000	62
TP-FUELST-0.312	D37477-000	92	TTVF3015WE1	A36576-000	52	WP-318097-10-9	A51165-000	62
TP-FUELST-0.750	E76077-000	92	TTVF3015YW1	CO4633-000	52	WP-381064-10-9	C17298-000	62
TP-HYDR-0.250	146172-000	92	TTVF400WE-100	096394-000	52	WP-381127-5-9	C28108-000	62
TP-HYDR-0.375	461900-000	92	TTVF400YW-100	985382-000	52	WP-381191-5-9	F77529-000	62
TP-HYDR-0.500	224296-000	92	TTVF6004YW2.5	CN3664-000	52	WP-381381-2.5-9	A07010-000	62
TP-HYDR-0.750	018818-000	92	UV-SCE-1K-1/1/2-2.0-4	EC6692-000	24	WP-406254-1.5-9	E71523-000	62
TP-HYDR-1.250	127564-000	92	UV-SCE-1K-1/1/2-2.0-9	EC6693-000	24	WP-445064-10-9	A47982-000	62
TP-HYDRO-CONT	CB5496-000	92	UV-SCE-1K-1-2.0-4	EC6688-000	24	WP-445102-5-9	D24083-000	62
TP-HYDRO-CONT	CB5496-000	94	UV-SCE-1K-1-2.0-9	EC6689-000	24	WP-445445-2-9	E81542-000	62
TP-HYDROST-0.312	E66266-000	92	UV-SCE-1K-1/2-2.0-4	EC6680-000	24	WP-478175-5-9	E98371-000	62
TP-HYDROST-0.750	A73904-000	92	UV-SCE-1K-1/2-2.0-9	EC6681-000	24	WP-508064-10-9	A67027-000	62
TP-HYDROST-1.250	153766-000	92	UV-SCE-1K-1/4-2.0-4	EC6672-000	24	WP-508095-5-9	C83714-000	62
TP-INAIR-CONT	1878869-3	92	UV-SCE-1K-1/4-2.0-9	EC6673-000	24	WP-508127-5-9	F74262-000	62
TP-INAIR-CONT	1878869-3	94	UV-SCE-1K-1/8-2.0-4	EC6664-000	24	WP-508254-5-9	E74142-000	62
TP-INAIRST-0.312	1878826-2	92	UV-SCE-1K-1/8-2.0-9	EC6665-000	24	WP-508318-2.5-9	A77997-000	62
TP-LUBE-1.75	091046-000	92	UV-SCE-1K-3/16-2.0-4	EC6668-000	24	WP-508508-3-9	D31439-000	62
TP-OXYGEN-0.250	098706-000	92	UV-SCE-1K-3/16-2.0-9	EC6669-000	24	WP-610419-2.5-9	D67366-000	62
TP-OXYGEN-0.312	063128-000	92	UV-SCE-1K-3/32-2.0-4	EC6660-000	24	WP-699191-5-9	D81438-000	62
TP-PNEU-0.250	861612-000	92	UV-SCE-1K-3/32-2.0-9	EC6661-000	24	WP-699254-5-9	E68365-000	62
TP-PNEU-0.312	047308-000	92	UV-SCE-1K-3/4-2.0-4	EC6684-000	24	WP-762127-1-9	C17288-000	62
TP-PNEU-CONT	1878877-3	92	UV-SCE-1K-3/4-2.0-9	EC6685-000	24	WP-762381-2.5-9	D91401-000	62
TP-PNEU-CONT	1878877-3	94	UV-SCE-1K-3/8-2.0-4	EC6676-000	24	WP-762508-2.5-9	F97088-000	62
TP-PNEUST-0.312	E20815-000	92	UV-SCE-1K-3/8-2.0-9	EC6677-000	24	WPCR-101165-0.85-9	CT92043001	70
TP-PNEUST-0.750	A66567-000	92	VF-699254-5-X	E04850-000	56	WPCR-101635-2.5-9	CT92063001	70
TSK-095095-10-9	C18174-000	85	VF-762508-2.5-X	A80073-000	56	WPCR-101762-1.8-9	CT92073001	70
TSK-191064-10-9	A61118-000	85	WINTOTAL-6-DONGLE	EC9816-000	127	WPCR-127127-10-9	CT92083001	70
TSK-318064-10-9	A67964-000	85	WINTOTAL-6-END-	EC9817-000	127	WPCR-191114-15-9	CT92093001	70
TSK-508064-10-9	E08377-000	85	USER-LICENCE			WPCR-254064-10-9	CT92103001	70
TSK-508127-5-9	A73614-000	85	WP-040040-25-9	F48442-000	61	WPCR-254097-10-9	CT92113001	70
TTC-PRINTER-CUTTER	ED4096-000	123	WP-064064-25-9	A77951-000	61	WPCR-254127-10-9	CT92123001	70
TTC-PRINTER-PERFORATOR	ED4095-000	123	WP-080080-10-9	D98236-000	61	WPCR-381127-5-9	CT92133001	70
TTP100WE-10	CP0390-000	76	WP-089047-10-9	C58158-000	61	WPCR-381191-5-9	CT92143001	70
TTP200CL-10	735200-000	76	WP-095095-10-9	E07470-000	61	WPCR-508254-5-9	CT92153001	70
TTP200WE-10	880436-000	76	WP-101101-1.3-9	D54063-000	62	WPCR-508318-2.5-9	CT92163001	70
TTP300CL-10	546410-000	76	WP-101165-0.85-9	D74058-000	62	WPCR-508508-3-9	CT92173001	70
TTP300WE-10	550256-000	76	WP-101508-2.5-9	A71160-000	62	WPCR-610419-2.5-9	CT92183001	70
TTP400CL-10	367012-000	76	WP-101635-2.5-9	C11336-000	62	WPCR-699254-5-9	CT92193001	70
TTP400WE-10	390342-000	76	WP-101762-1.8-9	F34217-000	62	WPCR-762381-2.5-9	CT92203001	70
TTP600CL-10	433426-000	76	WP-114040-25-9	D71481-000	61	WPCR-762508-2.5-9	CT92213001	70
TTP600WE-10	329190-000	76	WP-127032-10-9	C27213-000	61	WV-089047-10-9	E97476-000	74
TTVF050WE-180	DI2463-000	52	WP-127064-10-9	E99087-000	61	WV-101508-2.5-9	D87365-000	74
TTVF065020WE10	F86631-000	52	WP-127111-10-9	A57019-000	61	WV-165051-25-9	D28217-000	74
TTVF075025WE10	940010-000	52	WP-127127-10-9	E77497-000	62	WV-165102-10-9	C37202-000	74
TTVF075YW-100	318606-000	52	WP-165051-25-9	A57045-000	62	WV-178095-10-9	C81396-000	74
TTVF100WE-100	160892-000	52	WP-165102-10-9	A97023-000	62	WV-229064-10-9	E28312-000	74
TTVF100YW-100	815438-000	52	WP-171171-10-9	F77590-000	62	WV-254064-10-9	E31574-000	74
TTVF1079YW1	CN8604-000	52	WP-178095-10-9	E91557-000	62	WV-254097-10-9	F71693-000	74
TTVF125WE-100NTR	050324-000	52	WP-191064-10-9	F01667-000	62	WV-254127-10-9	F78456-000	74
TTVF150WE-100	335276-000	52	WP-191114-15-9	F77516-000	62	WV-254254-10-9	F98487-000	74
TTVF150YW-100	412200-000	52	WP-203127-10-9	E68336-000	62	WV-318064-10-9	D21493-000	74
TTVF1529WE2.5	D46169-000	52	WP-229064-10-9	F71606-000	62	WV-381064-10-9	C11340-000	74
TTVF1529YW2.5-U	CN3653-000	52	WP-254064-10-9	C31369-000	62	WV-381127-5-9	A57984-000	74
TTVF1679YW1	CN3657-000	52	WP-254097-10-9	D24019-000	62	WV-381191-5-9	F51616-000	74

Identification Solutions

Ordering Description and Part Number Index

PART NUMBER INDEX

Ordering Description	Part Number	Page
WV-445102-5-9	F77500-000	74
WV-445445-2-9	C93757-000	74
WV-508095-5-9	E34125-000	74
WV-508127-5-9	F01602-000	74
WV-508254-5-9	E91539-000	74
WV-610419-2.5-9	E68367-000	74
WV-699191-5-9	F51654-000	74
WV-699254-5-9	F71623-000	74
WV-762381-2.5-9	D17308-000	74
WV-762508-2.5-9	A31177-000	74
ZHD-SCE-1K-12.7-50-4	EC9858-000	16
ZHD-SCE-1K-12.7-50-9	EC9902-000	16
ZHD-SCE-1K-12.7-50-S1-4	EC9859-000	16
ZHD-SCE-1K-12.7-50-S1-9	EC9903-000	16
ZHD-SCE-1K-19.0-50-4	EC9860-000	16
ZHD-SCE-1K-19.0-50-9	EC9904-000	16
ZHD-SCE-1K-19.0-50-S1-4	EC9861-000	16
ZHD-SCE-1K-19.0-50-S1-9	EC9905-000	16
ZHD-SCE-1K-2.4-50-4	EC9848-000	16
ZHD-SCE-1K-2.4-50-9	EC9892-000	16
ZHD-SCE-1K-2.4-50-S1-4	EC9849-000	16
ZHD-SCE-1K-2.4-50-S1-9	EC9893-000	16
ZHD-SCE-1K-3.2-50-4	EC9850-000	16
ZHD-SCE-1K-3.2-50-9	EC9894-000	16
ZHD-SCE-1K-3.2-50-S1-4	EC9851-000	16
ZHD-SCE-1K-3.2-50-S1-9	EC9895-000	16
ZHD-SCE-1K-4.8-50-4	EC9852-000	16
ZHD-SCE-1K-4.8-50-9	EC9896-000	16
ZHD-SCE-1K-4.8-50-S1-4	EC9853-000	16
ZHD-SCE-1K-4.8-50-S1-9	EC9897-000	16
ZHD-SCE-1K-6.4-50-4	EC9854-000	16
ZHD-SCE-1K-6.4-50-9	EC9898-000	16
ZHD-SCE-1K-6.4-50-S1-4	EC9855-000	16
ZHD-SCE-1K-6.4-50-S1-9	EC9899-000	16
ZHD-SCE-1K-9.5-50-4	EC9856-000	16
ZHD-SCE-1K-9.5-50-9	EC9900-000	16
ZHD-SCE-1K-9.5-50-S1-4	EC9857-000	16
ZHD-SCE-1K-9.5-50-S1-9	EC9901-000	16
ZHD-SCE-25.4-50-4	EC9844-000	16
ZHD-SCE-25.4-50-9	EC9888-000	16
ZHD-SCE-25.4-50-S1-4	EC9845-000	16
ZHD-SCE-25.4-50-S1-9	EC9889-000	16
ZHD-SCE-38.1-50-4	EC9846-000	16
ZHD-SCE-38.1-50-9	EC9890-000	16
ZHD-SCE-38.1-50-S1-4	EC9847-000	16
ZHD-SCE-38.1-50-S1-9	EC9891-000	16



LET'S CONNECT

We make it easy to connect with our experts and are ready to provide all the support you need. Just call your local support number or visit www.te.com/industrial to chat with a Product Information Specialist.

TECHNICAL SUPPORT

te.com/support-center

Australia	+86 400-820-6015	Hungary	+36 1-2892040	Portugal	+34 91-6630420
Austria	+43 1-9056-0	India	+86 400-820-6015	Russia	+74 95-790-2200
Belgium	+31 73-6246999	Ireland	+1 800-882-391	Slovakia	+42 02-720-11102
Brazil	+55 11-2103-6000	Italy	+39 011-4012111	Slovenia	+38 615-602-132
China	+86 400-820-6015	Japan	+044-844-8052	South Africa	+97 150-457-0806
Czech Republic	+42 02-7201-1103	Korea	+02-3415-4607	Spain	+34 932-910-330
Denmark	+46 8-5072-5000	Latvia	+37 2-6778-673	Sweden	+46 8-5072-5000
Estonia	+37 2677-8673	Lithuania	+37 037426900	Switzerland	+41 71-447-0447
Finland	+46 8-5072-5000	Luxembourg	+31 73-6246999	Taiwan	+86 400-820-6015
France	+33 1-34-20-8686	Netherlands	+31 73-6246999	Turkey	+90 212-282-6053
Germany	+49 6151-607-1999	New Zealand	+86 400-820-6015	United Kingdom	+44 800-267666
Greece	+97 1-4-347-0226	Norway	+46 8-5072-5000	USA	800-522-6752
Holland	+31 73-6246999	Poland	+48 22-4576750		

te.com

TE Connectivity, TE Connectivity (logo), Every Connection Counts, WinTotal, PrintEasy, Z-TYPE, K-TYPE, TMS, TMS-SCE, TMS-SCE2X and TMS System Six are trademarks. All other logos, products and/or company names referred to herein might be trademarks of their respective owners.

The information given herein, including drawings, illustrations and schematics which are intended for illustration purposes only, is believed to be reliable. However, TE Connectivity makes no warranties as to its accuracy or completeness and disclaims any liability in connection with its use. TE Connectivity's obligations shall only be as set forth in TE Connectivity's Standard Terms and Conditions of Sale for this product and in no case will TE Connectivity be liable for any incidental, indirect or consequential damages arising out of the sale, resale, use or misuse of the product. Users of TE Connectivity products should make their own evaluation to determine the suitability of each such product for the specific application.

© 2016 TE Connectivity Ltd. family of companies All Rights Reserved.

1-1773858-3 CC 0816

PRODUCT CATALOGUE

TE Connectivity
Identification Solutions
www.te.com/identification